



**Water Monitoring Result at WSD9 - Tai Wan
Mid-Flood Tide**

Date	Time	Weather Condition	Sampling Depth		Water Temperature			pH			Salinity			DO Saturation		DO		Turbidity			Suspended Solids			
					°C		-		ppt		%		mg/L		NTU		mg/L							
			m	Value	Average	Value	Average	Value	Average	Value	Average	Value	Average	Value	Average	Value	Average	Value	Average					
28/1/2011	10:00	Cloudy	Middle	3.0	15.30	15.30	15.35	8.16	8.16	8.16	32.41	32.41	32.62	97.2	98.2	97.9	7.97	8.06	8.03	2.09	1.86	1.78	<2	<2
	10:03		Middle	3.0	15.40	15.40		8.15	8.15		33.33	32.33		98.6	97.6		8.09	8.00		1.63	1.53		<2	
31/1/2011	12:26	Fine	Middle	3.0	14.60	14.60	14.55	8.12	8.12	8.12	32.02	32.02	32.05	98.0	97.3	97.6	8.19	8.14	8.16	1.47	1.73	1.61	4	5.00
	12:29		Middle	3.0	14.50	14.50		8.12	8.12		32.07	32.07		97.8	97.1		8.18	8.13		1.58	1.66		6	
2/2/2011	16:04	Hazy	Middle	2.5	15.70	15.70	15.71	8.39	8.39	8.39	31.17	31.18	31.17	93.5	91.1	91.1	7.68	7.48	7.48	2.13	2.11	1.94	4	5.00
	16:08		Middle	2.5	15.71	15.71		8.39	8.39		31.17	31.17		88.6	91.1		7.27	7.48		1.89	1.62		6	
7/2/2011	8:20	Cloudy	Middle	3.0	16.00	16.00	16.05	8.22	8.22	8.17	31.49	31.49	31.50	98.7	97.8	98.0	8.03	7.95	7.96	3.62	3.26	3.26	<2	<2
	8:23		Middle	3.0	16.10	16.10		8.11	8.12		31.50	31.50		98.1	97.3		7.97	7.90		3.06	3.11		<2	
9/2/2011	9:12	Cloudy	Middle	3.0	16.70	16.70	16.80	8.05	8.05	8.05	32.42	32.42	32.43	101.4	100.9	101.6	7.97	7.92	7.98	2.77	2.77	2.71	5	6.00
	9:15		Middle	3.0	16.90	16.90		8.05	8.05		32.44	32.44		102.3	101.9		8.02	7.99		2.60	2.70		7	
11/2/2011	9:18	Cloudy	Middle	3.0	16.30	16.30	16.35	7.97	7.97	7.98	31.63	31.63	31.64	92.0	91.6	92.2	7.43	7.40	7.45	2.72	2.39	2.44	<2	2.00
	9:21		Middle	3.0	16.40	16.40		7.98	7.98		31.64	31.64		92.9	92.1		7.51	7.44		2.21	2.44		2	
14/2/2011	8:40	Cloudy	Middle	3.0	13.90	13.90	13.80	8.06	8.06	8.09	31.68	31.68	31.74	95.6	94.8	95.4	8.14	8.03	8.12	1.23	1.59	1.40	2	2.50
	8:43		Middle	3.0	13.70	13.70		8.11	8.11		31.79	31.79		95.9	95.3		8.19	8.13		1.34	1.44		3	
16/2/2011	14:50	Cloudy	Middle	3.0	14.70	14.70	14.80	8.09	8.09	8.10	31.75	31.75	31.76	96.2	95.7	96.2	8.01	7.97	8.00	2.28	2.13	2.20	4	4.50
	14:53		Middle	3.0	14.90	14.90		8.10	8.10		31.77	31.77		96.7	96.0		8.04	7.98		2.22	2.16		5	
18/2/2011	17:15	Cloudy	Middle	2.5	17.01	17.01	17.01	8.24	8.25	8.25	30.31	30.31	30.31	85.3	87.5	85.7	6.88	7.05	6.91	2.32	2.31	2.10	7	6.50
	17:18		Middle	2.5	17.00	17.00		8.25	8.25		30.31	30.31		85.3	84.8		6.88	6.84		1.85	1.93		6	
21/2/2011	7:35	Cloudy	Middle	3.0	14.60	14.60	14.60	8.07	8.07	8.07	31.74	31.74	31.74	92.8	92.5	92.7	7.74	7.72	7.74	3.03	3.14	3.11	4	4.00
	7:38		Middle	3.0	14.60	14.60		8.07	8.07		31.74	31.74		93.0	92.6		7.75	7.73		2.99	3.27		4	
23/2/2011	8:35	Cloudy	Middle	3.0	15.20	15.20	15.30	7.96	7.96	7.97	31.57	31.57	31.58	87.5	86.6	87.3	7.21	7.13	7.19	2.65	2.81	2.64	4	4.50
	8:38		Middle	3.0	15.40	15.40		7.97	7.97		31.58	31.58		87.7	87.4		7.22	7.20		2.75	2.36		5	
25/2/2011	8:54	Fine	Middle	3.0	16.60	16.60	16.75	7.89	7.89	7.90	31.50	31.50	31.48	87.7	87.1	87.8	7.04	6.98	7.03	2.23	2.68	2.38	3	3.00
	8:57		Middle	3.0	16.90	16.90		7.90	7.90		31.46	31.46		88.3	88.0		7.07	7.04		2.26	2.34		3	



**Water Monitoring Result at WSD10 - Cha Kwo Ling
Mid-Flood Tide**

Date	Time	Weater Condition	Sampling Depth		Water Temperature			pH			Salinity			DO Saturation		DO		Turbidity		Suspended Solids				
					°C			-			ppt		%		mg/L		NTU		mg/L					
			m	Value	Average	Value	Average	Value	Average	Value	Average	Value	Average	Value	Average	Value	Average	Value	Average	Value	Average			
28/1/2011	10:33	Cloudy	Middle	3.0	15.30	15.30	15.30	8.24	8.24	8.21	32.35	32.35	32.33	99.1	98.1	98.5	8.15	8.06	8.09	1.52	1.48	1.41	4	3.00
	10:36		Middle	3.0	15.30	15.30		8.17	8.17		32.30	32.30		98.7	98.0		8.11	8.05		1.36	1.26		2	
31/1/2011	12:41	Fine	Middle	3.0	14.60	14.60	14.60	8.13	8.13	8.13	31.98	31.98	32.03	97.7	96.4	96.8	8.15	8.04	8.07	1.31	1.24	1.35	4	3.50
	12:44		Middle	3.0	14.60	14.60		8.12	8.12		32.07	32.07		97.0	96.0		8.09	8.01		1.45	1.38		3	
2/2/2011	15:26	Hazy	Middle	2.5	16.00	16.00	15.99	8.44	8.44	8.44	31.09	31.09	31.09	90.6	90.6	91.1	7.40	7.41	7.44	2.12	1.82	1.77	3	3.00
	15:30		Middle	2.5	15.98	15.98		8.44	8.44		31.09	31.09		92.1	90.9		7.53	7.43		1.56	1.59		3	
7/2/2011	8:55	Cloudy	Middle	3.0	15.80	15.80	15.85	8.05	8.05	8.05	31.87	31.87	31.87	97.0	96.6	97.0	7.90	7.86	7.90	3.35	2.73	2.87	2	2.00
	8:58		Middle	3.0	15.90	15.90		8.05	8.05		31.86	31.86		97.6	96.9		7.94	7.88		2.66	2.74		2	
9/2/2011	8:40	Cloudy	Middle	3.0	16.60	16.60	16.80	8.04	8.04	8.04	32.40	32.40	32.40	102.7	102.9	102.8	8.06	8.07	8.08	2.84	3.22	2.94	6	6.00
	8:43		Middle	3.0	17.00	17.00		8.04	8.04		32.40	32.40		103.0	102.6		8.10	8.07		2.91	2.78		6	
11/2/2011	9:45	Cloudy	Middle	3.0	15.90	15.90	15.90	8.07	8.07	8.07	31.73	31.73	31.73	98.4	97.5	98.0	8.02	7.94	7.99	1.49	1.36	1.39	2	2.00
	9:48		Middle	3.0	15.90	15.90		8.07	8.07		31.73	31.73		98.5	97.6		8.03	7.95		1.43	1.28		<2	
14/2/2011	9:05	Cloudy	Middle	3.0	14.00	14.00	13.90	8.12	8.12	8.13	31.62	31.62	31.68	98.1	97.2	97.7	8.34	8.26	8.31	1.52	1.48	1.50	2	2.00
	9:08		Middle	3.0	13.80	13.80		8.14	8.14		31.74	31.74		98.0	97.3		8.34	8.28		1.55	1.43		2	
16/2/2011	14:18	Cloudy	Middle	3.0	15.00	15.00	15.00	8.08	8.08	8.10	30.95	30.95	30.96	96.9	96.1	96.6	8.08	8.01	8.06	6.98	6.12	6.53	8	7.00
	14:21		Middle	3.0	15.00	15.00		8.12	8.12		30.96	30.96		97.2	96.3		8.11	8.04		6.37	6.66		6	
18/2/2011	16:44	Cloudy	Middle	2.5	16.78	16.78	16.78	8.39	8.39	8.39	30.72	30.72	30.72	86.3	89.7	88.0	6.96	7.23	7.10	2.00	1.84	2.24	5	6.00
	16:48		Middle	2.5	16.78	16.78		8.39	8.39		30.72	30.73		88.3	87.7		7.12	7.07		2.43	2.69		7	
21/2/2011	7:07	Cloudy	Middle	3.0	14.60	14.60	14.60	8.10	8.10	8.10	31.57	31.57	31.57	93.6	93.3	93.4	7.81	7.79	7.80	5.84	5.71	5.78	12	11.00
	7:10		Middle	3.0	14.60	14.60		8.09	8.09		31.57	31.57		93.7	93.0		7.82	7.77		5.97	5.61		10	
23/2/2011	9:03	Cloudy	Middle	3.0	15.20	15.20	15.25	8.03	8.03	8.04	31.66	31.66	31.64	90.5	89.5	90.3	7.47	7.39	7.45	3.88	2.73	3.03	6	5.50
	9:06		Middle	3.0	15.30	15.30		8.04	8.04		31.62	31.62		91.0	90.1		7.50	7.43		2.87	2.64		5	
25/2/2011	9:16	Fine	Middle	3.0	16.20	16.20	16.30	7.98	7.98	8.00	31.66	31.66	31.64	91.7	90.6	91.4	7.40	7.31	7.38	4.72	4.51	4.57	10	9.00
	9:19		Middle	3.0	16.40	16.40		8.01	8.01		31.62	31.62		92.0	91.4		7.42	7.37		4.40	4.64		8	



**Water Monitoring Result at WSD15 - Sai Wan Ho
Mid-Flood Tide**

Date	Time	Weather Condition	Sampling Depth		Water Temperature			pH			Salinity			DO Saturation		DO		Turbidity		Suspended Solids				
					°C			-			ppt			%		mg/L		NTU		mg/L				
			Value	Average	Value	Average	Value	Average	Value	Average	Value	Average	Value	Average	Value	Average	Value	Average	Value	Average	Value	Average		
28/1/2011	11:05	Cloudy	Middle	3.0	15.20	15.20	15.25	8.19	8.19	8.17	32.17	32.17	32.14	99.1	98.1	98.6	8.17	8.08	8.12	1.47	1.28	1.33	<2	2.00
	11:08		Middle	3.0	15.30	15.30		8.15	8.15		32.11	32.11		98.8	98.3		8.14	8.09		1.27	1.29		2	
31/1/2011	13:09	Fine	Middle	3.0	14.10	14.10	14.05	8.14	8.14	8.15	32.06	32.06	32.07	97.6	96.9	97.5	8.25	8.18	8.24	1.46	1.93	1.64	4	4.00
	13:11		Middle	3.0	14.00	14.00		8.15	8.15		32.07	32.07		97.4	97.9		8.23	8.28		1.64	1.52		4	
2/2/2011	20:06	Hazy	Middle	3.0	15.87	15.87	15.85	8.43	8.43	8.44	30.76	30.76	30.78	91.8	88.2	90.6	7.54	7.24	7.44	2.88	3.16	2.84	5	5.00
	20:09		Middle	3.0	15.83	15.83		8.44	8.44		30.79	30.79		92.3	89.9		7.58	7.39		2.65	2.66		5	
7/2/2011	9:13	Cloudy	Middle	3.0	15.60	15.60	15.75	8.07	8.07	8.08	31.83	31.83	31.84	97.5	96.4	97.1	7.96	7.86	7.92	4.86	4.11	4.31	5	8.00
	9:16		Middle	3.0	15.90	15.90		8.08	8.08		31.84	31.84		97.9	96.4		7.98	7.86		4.02	4.25		11	
9/2/2011	11:25	Cloudy	Middle	2.5	17.40	17.40	17.60	8.20	8.20	8.15	31.41	31.41	31.38	100.8	100.2	100.4	7.92	7.86	7.87	6.77	6.95	6.89	8	9.00
	11:27		Middle	2.5	17.80	17.80		8.10	8.10		31.34	31.34		100.6	99.9		7.88	7.83		6.74	7.11		10	
11/2/2011	10:10	Cloudy	Middle	2.5	15.80	15.80	15.85	8.06	8.06	8.07	31.71	31.71	31.73	96.7	96.0	96.5	7.89	7.83	7.87	2.01	2.14	2.05	3	7.00
	10:13		Middle	2.5	15.90	15.90		8.07	8.07		31.74	31.74		97.2	96.0		7.92	7.83		2.08	1.97		11	
14/2/2011	9:26	Cloudy	Middle	3.0	13.70	13.70	13.80	8.16	8.16	8.16	31.79	31.79	31.76	97.8	98.5	98.3	8.35	8.41	8.13	2.22	2.14	2.22	3	3.00
	9:29		Middle	3.0	13.90	13.90		8.15	8.15		31.72	31.72		98.8	98.2		8.41	7.36		2.34	2.19		3	
16/2/2011	13:57	Cloudy	Middle	3.0	14.70	14.70	14.70	8.31	8.31	8.26	30.98	30.98	30.97	97.4	96.6	97.2	8.18	8.11	8.16	6.67	6.12	6.35	8	8.00
	14:00		Middle	3.0	14.70	14.70		8.21	8.21		30.96	30.96		97.7	97.0		8.20	8.15		6.28	6.34		8	
18/2/2011	20:55	Cloudy	Middle	3.5	16.65	16.65	16.64	8.35	8.35	8.35	30.84	30.84	30.84	93.0	94.9	93.3	7.51	7.65	7.54	1.88	1.73	1.74	4	5.00
	20:58		Middle	3.5	16.63	16.63		8.35	8.35		30.84	30.84		94.1	91.2		7.63	7.37		1.66	1.70		6	
21/2/2011	10:50	Cloudy	Middle	3.0	14.70	14.70	14.70	8.06	8.06	8.07	31.71	31.71	31.72	90.4	89.4	90.2	7.54	7.46	7.53	3.89	3.26	3.25	8	7.00
	10:53		Middle	3.0	14.70	14.70		8.09	8.08		31.73	31.73		91.0	90.0		7.59	7.51		2.92	2.94		6	
23/2/2011	9:24	Cloudy	Middle	3.0	15.00	15.00	15.10	8.07	8.07	8.08	31.77	31.70	31.76	93.5	92.9	93.7	7.74	7.69	7.75	3.09	2.61	2.73	6	5.50
	9:27		Middle	3.0	15.20	15.20		8.08	8.08		31.78	31.78		94.3	94.0		7.79	7.77		2.58	2.62		5	
25/2/2011	9:41	Fine	Middle	2.5	16.10	16.10	16.20	7.98	7.98	7.98	31.56	31.56	31.56	90.2	89.3	90.0	7.30	7.22	7.28	2.14	2.30	2.03	4	3.00
	9:44		Middle	2.5	16.30	16.30		7.98	7.98		31.56	31.56		90.6	89.8		7.34	7.24		1.87	1.80		2	



**Water Monitoring Result at WSD17 - Quarry Bay
Mid-Flood Tide**

Date	Time	Weather Condition	Sampling Depth		Water Temperature			pH			Salinity			DO Saturation		DO		Turbidity		Suspended Solids				
					°C			-			ppt			%		mg/L		NTU		mg/L				
			m		Value	Average	Value	Average	Value	Average	Value	Average	Value	Average	Value	Average	Value	Average	Value	Average	Value	Average		
28/1/2011	11:35	Cloudy	Middle	3.0	15.20	15.20	15.25	8.11	8.11	8.12	32.23	32.23	32.20	97.0	96.2	96.9	7.98	7.91	7.96	2.68	2.46	2.52	7	6.00
	11:38		Middle	3.0	15.30	15.30		8.12	8.12		32.16	32.16		97.4	96.8		8.01	7.94		2.44	2.51		5	
31/1/2011	17:14	Fine	Middle	3.0	14.20	14.20	14.20	8.15	8.15	8.15	32.06	32.06	32.07	97.9	97.2	97.6	8.24	8.19	8.22	4.08	3.59	3.51	4	4.50
	17:17		Middle	3.0	14.20	14.20		8.15	8.15		32.07	32.07		97.7	97.4		8.23	8.20		3.17	3.18		5	
2/2/2011	19:40	Hazy	Middle	3.5	16.06	16.06	16.06	8.43	8.43	8.43	31.07	31.07	31.07	88.8	90.3	90.0	7.25	7.37	7.35	2.05	1.88	1.83	5	4.50
	19:42		Middle	3.5	16.06	16.06		8.43	8.43		31.07	31.07		89.2	91.8		7.28	7.49		1.61	1.77		4	
7/2/2011	9:32	Cloudy	Middle	3.0	15.80	15.80	15.85	8.04	8.04	8.04	31.85	31.85	31.85	93.3	92.3	92.9	7.60	7.52	7.56	4.36	4.09	4.13	4	4.50
	9:35		Middle	3.0	15.90	15.90		8.03	8.03		31.85	31.85		93.0	92.8		7.57	7.55		4.16	3.92		5	
9/2/2011	11:40	Cloudy	Middle	3.0	17.10	17.10	17.30	8.06	8.06	8.06	31.91	31.91	31.86	99.6	98.9	99.1	7.88	7.83	7.83	5.56	4.90	5.08	10	8.50
	11:43		Middle	3.0	17.50	17.50		8.06	8.06		31.80	31.80		99.4	98.5		7.84	7.77		4.91	4.93		7	
11/2/2011	10:28	Cloudy	Middle	3.0	16.00	16.00	16.05	8.05	8.05	8.06	31.76	31.76	31.76	97.8	96.6	97.5	7.94	7.85	7.92	3.43	3.17	3.09	3	3.00
	10:31		Middle	3.0	16.10	16.10		8.07	8.07		31.75	31.75		98.0	97.4		7.96	7.91		2.90	2.84		3	
14/2/2011	9:50	Cloudy	Middle	3.0	13.60	13.60	13.55	8.14	8.14	8.14	31.20	31.20	31.28	95.5	94.3	95.4	8.19	8.09	8.19	3.47	3.22	3.31	6	6.00
	9:53		Middle	3.0	13.50	13.50		8.13	8.13		31.35	31.35		96.0	95.8		8.24	8.22		3.35	3.20		6	
16/2/2011	13:40	Cloudy	Middle	2.5	14.70	14.70	14.75	8.08	8.08	8.09	31.58	31.58	31.60	96.8	95.9	96.5	8.08	8.00	8.05	3.80	3.52	3.28	3	4.00
	13:43		Middle	2.5	14.80	14.80		8.10	8.10		31.62	31.62		97.3	96.0		8.12	8.01		2.98	2.82		5	
18/2/2011	20:20	Cloudy	Middle	4.0	16.87	16.87	16.87	8.35	8.35	8.35	30.84	30.84	30.84	85.1	85.5	88.0	6.84	6.88	7.08	2.43	2.20	2.30	5	6.00
	20:22		Middle	4.0	16.87	16.87		8.35	8.35		30.84	30.84		90.1	91.1		7.25	7.33		2.32	2.24		7	
21/2/2011	11:08	Cloudy	Middle	3.0	14.70	14.70	14.70	8.09	8.09	8.09	31.71	31.71	31.71	91.9	91.3	91.7	7.68	7.63	7.66	4.45	4.34	4.29	8	7.00
	11:11		Middle	3.0	14.70	14.70		8.09	8.09		31.71	31.71		91.5	92.0		7.64	7.69		4.32	4.06		6	
23/2/2011	9:45	Cloudy	Middle	3.0	15.40	15.40	15.45	8.06	8.06	8.06	31.68	31.68	31.70	91.9	92.1	92.2	7.55	7.56	7.57	4.69	4.26	4.46	10	11.00
	9:48		Middle	3.0	15.50	15.50		8.05	8.05		31.72	31.72		92.6	92.1		7.60	7.56		4.47	4.42		12	
25/2/2011	10:00	Fine	Middle	2.5	15.80	15.80	15.90	7.95	7.95	7.95	31.48	31.48	31.48	87.4	87.0	87.9	7.13	7.09	7.16	3.14	3.05	3.02	3	4.00
	10:03		Middle	2.5	16.00	16.00		7.94	7.94		31.48	31.48		88.6	88.5		7.21	7.20		2.90	2.97		5	



**Water Monitoring Result at C9 - Provident Centre
Mid-Flood Tide**

Date	Time	Weather Condition	Sampling Depth		Water Temperature			pH			Salinity			DO Saturation		DO		Turbidity			Suspended Solids			
					°C			-			ppt			%		mg/L		NTU			mg/L			
					Value	Average		Value	Average		Value	Average		Value	Average		Value	Average	Value	Average	Value	Average	Value	Average
28/1/2011	15:48	Cloudy	Middle	2.0	15.50	15.50	15.50	8.09	8.09	8.09	32.36	32.36	32.37	91.8	89.8	91.5	7.49	7.32	7.46	4.80	4.27	4.34	6	7.00
	15:53		Middle	2.0	15.50	15.50		8.08	8.08		32.37	32.37		92.3	92.2		7.53	7.51		4.18	4.12		8	
31/1/2011	16:56	Fine	Middle	2.0	14.60	14.60	14.55	8.13	8.13	8.13	31.99	31.99	31.99	95.1	94.0	94.6	7.97	7.87	7.93	3.58	3.28	3.29	7	8.00
	16:59		Middle	2.0	14.50	14.50		8.13	8.13		31.98	31.98		95.3	94.1		7.99	7.88		3.19	3.09		9	
2/2/2011	19:22	Haze	Middle	2.0	16.13	16.13	16.14	8.43	8.43	8.43	31.05	31.05	31.05	97.8	98.0	98.2	8.02	7.98	8.02	4.88	4.96	4.94	10	8.00
	19:25		Middle	2.0	16.14	16.14		8.42	8.42		31.05	31.05		98.2	98.9		8.01	8.08		5.10	4.81		6	
7/2/2011	11:38	Cloudy	Middle	2.0	16.10	16.10	16.25	8.00	8.00	8.00	31.87	31.87	31.87	89.0	88.5	88.7	7.19	7.15	7.16	4.20	4.28	4.20	9	7.50
	11:41		Middle	2.0	16.40	16.40		7.99	7.99		31.87	31.87		88.9	88.2		7.18	7.12		4.46	3.84		6	
9/2/2011	12:35	Cloudy	Middle	2.0	17.50	17.50	17.75	7.97	7.97	7.97	31.99	31.99	31.91	88.8	88.2	88.8	6.96	6.91	6.96	7.77	6.84	7.16	14	13.00
	12:38		Middle	2.0	18.00	18.00		7.96	7.96		31.82	31.82		89.6	88.7		7.01	6.94		7.06	6.97		12	
11/2/2011	13:01	Cloudy	Middle	2.0	16.20	16.20	16.25	7.99	7.99	8.00	31.36	31.36	31.49	88.7	87.8	88.6	7.19	7.11	7.18	6.88	5.65	5.91	16	12.50
	13:03		Middle	2.0	16.30	16.30		8.00	8.00		31.62	31.62		89.1	88.7		7.23	7.18		5.77	5.35		9	
14/2/2011	12:38	Cloudy	Middle	2.0	13.90	13.90	13.80	8.07	8.07	8.09	31.33	31.33	31.38	88.4	87.3	88.4	7.54	7.46	7.55	8.15	8.18	7.92	12	11.00
	12:40		Middle	2.0	13.70	13.70		8.10	8.10		31.42	31.42		89.2	88.7		7.62	7.58		7.56	7.78		10	
16/2/2011	17:19	Cloudy	Middle	2.0	14.70	14.70	14.80	8.11	8.11	8.12	31.69	31.69	31.69	93.5	92.5	93.3	7.78	7.70	7.76	5.81	5.72	5.87	13	12.00
	17:21		Middle	2.0	14.90	14.90		8.12	8.12		31.68	31.68		93.8	93.2		7.80	7.75		6.03	5.92		11	
18/2/2011	20:01	Cloudy	Middle	2.0	16.08	16.08	16.08	8.31	8.31	8.31	30.73	30.73	30.73	86.8	84.4	86.4	7.10	6.90	7.07	7.04	6.94	6.92	15	14.50
	20:03		Middle	2.0	16.07	16.07		8.31	8.31		30.73	30.73		86.8	87.7		7.10	7.17		6.81	6.88		14	
21/2/2011	10:35	Cloudy	Middle	2.0	14.80	14.80	14.80	8.00	8.00	8.00	31.51	31.51	31.52	86.3	85.3	85.9	7.20	7.12	7.17	5.74	5.53	5.10	11	10.00
	10:38		Middle	2.0	14.80	14.80		8.00	8.00		31.52	31.52		86.4	85.5		7.21	7.14		4.35	4.77		9	
23/2/2011	11:10	Cloudy	Middle	2.0	15.30	15.30	15.45	7.98	7.98	7.98	31.62	31.62	31.62	85.4	84.9	85.5	7.02	6.98	7.18	4.98	4.32	4.48	9	8.00
	11:13		Middle	2.0	15.60	15.60		7.98	7.98		31.61	31.61		86.2	85.6		7.09	7.63		4.56	4.04		7	
25/2/2011	11:19	Fine	Middle	2.0	16.20	16.20	16.35	7.89	7.89	7.89	31.33	31.33	31.33	82.3	81.6	82.0	6.63	6.57	6.60	9.37	9.11	8.95	15	16.00
	11:21		Middle	2.0	16.50	16.50		7.88	7.88		31.33	31.33		82.6	81.6		6.65	6.56		8.64	8.68		17	



**Water Monitoring Result at C8 - City Garden
Mid-Flood Tide**

Date	Time	Weather Condition	Sampling Depth		Water Temperature			pH			Salinity			DO Saturation			DO			Turbidity			Suspended Solids	
					°C			-			ppt			%			mg/L			NTU			mg/L	
					Value	Average		Value	Average		Value	Average		Value	Average		Value	Average		Value	Average		Value	Average
28/1/2011	15:27	Cloudy	Middle	2.0	15.90	15.90	15.95	8.05	8.05	8.06	32.14	32.14	32.10	90.3	89.6	90.3	7.33	7.28	7.33	5.19	5.19	5.08	7	6.00
	15:30		Middle	2.0	16.00	16.00		8.07	8.07		32.06	32.06		91.0	90.2		7.38	7.31		4.98	4.95		5	
31/1/2011	16:40	Fine	Middle	2.0	14.90	14.90	14.95	8.21	8.21	8.18	31.38	31.38	31.37	93.8	92.7	93.0	7.78	7.68	7.71	4.96	4.71	4.68	8	8.00
	16:42		Middle	2.0	15.00	15.00		8.14	8.14		31.36	31.36		93.2	92.4		7.72	7.65		4.59	4.44		8	
2/2/2011	19:08	Haze	Middle	2.0	16.48	16.50	16.50	8.43	8.43	8.43	30.52	30.52	30.52	93.2	93.1	93.1	7.56	7.56	7.54	4.72	4.19	4.45	7	7.50
	19:10		Middle	2.0	16.50	16.50		8.43	8.43		30.52	30.52		93.3	92.6		7.51	7.52		4.20	4.68		8	
7/2/2011	11:20	Cloudy	Middle	2.0	16.60	16.60	16.63	7.96	7.96	7.97	31.65	31.65	31.66	85.9	85.5	86.0	6.91	6.87	6.91	5.38	4.85	5.03	6	5.00
	11:23		Middle	2.0	16.60	16.70		7.97	7.97		31.66	31.66		86.7	85.9		6.96	6.89		4.95	4.94		4	
9/2/2011	12:20	Cloudy	Middle	2.0	17.70	17.70	18.00	7.94	7.94	7.94	31.67	31.67	31.60	83.8	83.1	83.5	6.55	6.49	6.52	7.92	7.93	7.86	14	13.50
	12:23		Middle	2.0	18.30	18.30		7.93	7.93		31.53	31.53		84.0	83.2		6.55	6.49		7.88	7.71		13	
11/2/2011	12:45	Cloudy	Middle	2.0	16.20	16.20	16.30	8.04	8.04	8.02	31.56	31.56	31.56	85.6	84.7	85.6	6.91	6.85	6.92	12.60	12.20	12.18	7	7.50
	12:48		Middle	2.0	16.40	16.40		8.00	8.00		31.56	31.56		86.1	85.8		6.96	6.94		12.10	11.80		8	
14/2/2011	12:15	Cloudy	Middle	2.0	14.10	14.10	13.95	8.08	8.08	8.09	31.34	31.34	31.40	87.2	86.8	87.1	7.41	7.38	7.41	4.37	4.20	4.31	20	19.00
	12:18		Middle	2.0	13.80	13.80		8.09	8.09		31.45	31.45		87.3	87.0		7.42	7.41		4.58	4.08		18	
16/2/2011	17:05	Cloudy	Middle	2.0	14.90	14.90	14.95	8.27	8.27	8.22	31.62	31.62	31.62	94.3	93.2	94.0	7.84	7.75	7.82	6.62	6.42	6.25	13	12.00
	17:08		Middle	2.0	15.00	15.00		8.17	8.17		31.62	31.62		94.6	94.0		7.86	7.81		6.18	5.77		11	
18/2/2011	19:31	Cloudy	Middle	2.0	16.29	16.29	16.27	8.29	8.29	8.29	30.23	30.24	30.41	82.2	77.8	82.5	6.72	6.36	6.80	5.44	5.93	6.14	11	11.50
	19:33		Middle	2.0	16.25	16.25		8.28	8.28		30.58	30.58		84.0	86.0		6.98	7.14		6.64	6.56		12	
21/2/2011	10:24	Cloudy	Middle	2.0	14.90	14.90	14.90	7.98	7.98	7.98	31.27	31.27	31.27	81.9	81.3	81.8	6.84	6.79	6.83	5.05	5.42	5.05	10	9.50
	10:27		Middle	2.0	14.90	14.90		7.98	7.98		31.27	31.27		82.5	81.5		6.88	6.80		4.91	4.80		9	
23/2/2011	10:55	Cloudy	Middle	2.0	15.70	15.70	15.85	7.99	7.99	7.99	31.51	31.51	31.46	83.0	84.4	83.1	6.76	6.87	6.76	4.50	4.14	4.26	9	9.00
	10:58		Middle	2.0	16.00	16.00		7.98	7.98		31.41	31.41		82.9	82.0		6.75	6.67		4.18	4.23		9	
25/2/2011	11:07	Fine	Middle	1.5	16.60	16.60	16.75	7.86	7.86	7.86	31.28	31.28	31.22	78.4	77.4	78.1	6.27	6.20	6.25	8.48	7.48	7.60	14	14.00
	11:09		Middle	1.5	16.90	16.90		7.86	7.86		31.16	31.16		78.8	77.7		6.30	6.22		7.32	7.10		14	



**Water Monitoring Result at C7 - Windsor House
Mid-Flood Tide**

Date	Time	Weater Condition	Sampling Depth		Water Temperature			pH			Salinity			DO Saturation		DO		Turbidity		Suspended Solids				
					°C			-			ppt			%		mg/L		NTU		mg/L				
					Value	Average		Value	Average		Value	Average		Value	Average		Value	Average	Value	Average	Value	Average	Value	Average
28/1/2011	15:10	Cloudy	Middle	1.5	16.10	16.10	16.15	8.10	8.10	8.09	32.11	32.11	32.12	77.2	77.0	77.0	6.23	6.21	6.21	3.89	3.64	3.61	4	5.00
	15:12		Middle	1.5	16.20	16.20		8.08	8.08		32.12	32.12		77.1	76.6		6.22	6.18		6.21	3.61		3.29	
31/1/2011	16:22	Fine	Middle	1.5	15.30	15.30	15.40	8.05	8.05	8.05	31.77	31.77	31.75	83.9	82.7	83.5	6.90	6.79	6.86	4.73	4.43	4.62	5	5.50
	16:24		Middle	1.5	15.50	15.50		8.04	8.04		31.73	31.73		84.4	83.0		6.92	6.82		6.86	4.68		4.62	
2/2/2011	18:53	Haze	Middle	2.0	16.07	16.07	16.07	8.26	8.26	8.26	30.80	30.80	30.81	78.4	82.0	80.2	6.89	6.89	6.72	3.12	2.80	3.13	5	5.50
	18:55		Middle	2.0	16.07	16.07		8.26	8.26		30.81	30.81		79.4	81.0		6.49	6.62		6.72	3.61		2.97	
7/2/2011	10:58	Cloudy	Middle	1.5	16.30	16.30	16.45	8.22	8.22	8.20	31.61	31.61	31.60	82.7	82.2	82.5	6.67	6.62	6.65	9.05	9.25	9.27	11	11.50
	11:00		Middle	1.5	16.60	16.60		8.18	8.18		31.58	31.58		82.6	82.3		6.66	6.63		6.65	9.50		9.26	
9/2/2011	12:05	Cloudy	Middle	1.5	17.30	17.30	17.55	7.86	7.86	7.86	31.71	31.71	31.63	76.8	76.3	77.2	6.03	5.98	6.04	3.17	3.00	2.99	2	2.50
	12:07		Middle	1.5	17.80	17.80		7.85	7.85		31.54	31.54		78.2	77.5		6.11	6.05		6.04	3.01		2.77	
11/2/2011	12:13	Cloudy	Middle	1.5	16.60	16.60	16.65	7.87	7.87	7.87	31.38	31.38	31.40	70.6	69.9	70.7	5.68	5.63	5.69	3.64	3.57	3.58	7	6.00
	12:15		Middle	1.5	16.70	16.70		7.86	7.86		31.42	31.42		70.9	71.3		5.71	5.74		5.69	3.65		3.44	
14/2/2011	11:45	Cloudy	Middle	1.5	14.70	14.70	14.55	8.16	8.16	8.13	30.85	30.85	30.91	76.3	75.7	76.1	6.44	6.40	6.43	3.16	3.05	3.16	5	5.50
	11:47		Middle	1.5	14.40	14.40		8.10	8.10		30.96	30.96		76.8	75.5		6.50	6.39		6.43	3.24		3.20	



**Water Monitoring Result at C6 - Excelsior Hotel
Mid-Flood Tide**

Date	Time	Weather Condition	Sampling Depth		Water Temperature			pH			Salinity			DO Saturation		DO		Turbidity		Suspended Solids				
					°C			-			ppt			%		mg/L		NTU		mg/L				
			Value	Average	Value	Average	Value	Average	Value	Average	Value	Average	Value	Average	Value	Average	Value	Average	Value	Average	Value	Average		
28/1/2011	15:08	Cloudy	Middle	1.5	16.50	16.50	16.50	7.99	7.99	7.98	31.97	31.97	31.98	74.3	73.8	74.0	5.97	5.93	5.95	5.11	5.39	5.29	5	5.50
	15:09		Middle	1.5	16.50	16.50		7.96	7.96		31.98	31.98		73.4	74.4		5.90	5.98		5.94	4.73		6	
31/1/2011	16:18	Fine	Middle	1.5	15.90	15.90	15.95	8.00	8.00	8.00	31.47	31.47	31.47	81.1	80.8	81.4	6.61	6.59	6.64	10.60	10.50	<u>10.38</u>	15	14.50
	16:20		Middle	1.5	16.00	16.00		8.00	7.99		31.47	31.47		82.1	81.5		6.70	6.64		10.30	10.10		14	
2/2/2011	18:45	Haze	Middle	2.0	16.00	16.00	16.00	8.19	8.19	8.19	30.58	30.58	30.58	78.2	78.1	77.3	6.41	6.40	6.30	2.88	2.98	2.85	5	4.50
	18:47		Middle	2.0	16.00	16.00		8.19	8.19		30.58	30.58		74.0	79.0		5.92	6.47		2.51	3.01		4	
7/2/2011	10:56	Cloudy	Middle	1.5	17.20	17.20	17.25	7.89	7.89	7.89	31.34	31.34	31.37	74.0	73.5	74.2	5.88	5.84	5.89	22.20	22.90	22.40	32	<u>31.50</u>
	10:58		Middle	1.5	17.30	17.30		7.89	7.89		31.39	31.39		74.7	74.5		5.93	5.91		22.30	22.20		31	
9/2/2011	12:00	Cloudy	Middle	1.5	18.90	18.90	19.05	7.86	7.86	7.84	31.23	31.23	31.23	71.9	71.5	72.0	5.52	5.49	5.52	7.95	7.93	7.41	10	10.50
	12:02		Middle	1.5	19.20	19.20		7.82	7.82		31.23	31.23		72.2	72.5		5.53	5.55		7.05	6.72		11	
11/2/2011	12:10	Cloudy	Middle	1.5	16.90	16.90	16.90	7.82	7.82	7.82	31.13	31.13	31.15	70.7	69.7	70.6	5.68	5.60	5.67	4.95	4.74	4.71	36	<u>27.50</u>
	12:12		Middle	1.5	16.90	16.90		7.81	7.81		31.16	31.16		71.1	70.8		5.71	5.69		4.53	4.60		19	
14/2/2011	11:40	Cloudy	Middle	1.5	13.70	13.70	13.65	7.93	7.93	7.93	30.76	30.76	30.79	74.8	73.7	74.8	6.44	6.34	6.44	5.92	5.52	4.72	5	5.50
	11:42		Middle	1.5	13.60	13.60		7.93	7.93		30.81	30.81		75.7	74.9		6.52	6.45		3.90	3.52		6	
16/2/2011	16:35	Cloudy	Middle	1.5	14.90	14.90	14.95	7.99	7.99	7.99	31.15	31.15	31.14	78.1	77.0	78.6	6.52	6.41	6.55	3.71	3.66	3.59	6	5.50
	16:37		Middle	1.5	15.00	15.00		7.99	7.99		31.13	31.13		80.1	79.1		6.67	6.59		3.45	3.54		5	
18/2/2011	18:52	Cloudy	Middle	2.0	16.06	16.06	16.06	8.16	8.16	8.16	30.18	30.18	30.18	70.5	72.8	73.1	5.79	5.98	6.00	3.68	3.59	3.76	5	4.50
	18:54		Middle	2.0	16.06	16.06		8.16	8.16		30.18	30.18		74.0	74.9		6.07	6.15		3.97	3.78		4	
21/2/2011	9:55	Cloudy	Middle	1.5	15.10	15.10	15.15	7.89	7.89	7.89	30.84	30.84	30.85	76.7	75.7	76.5	6.38	6.30	6.36	3.81	3.68	3.74	4	3.50
	9:58		Middle	1.5	15.20	15.20		7.88	7.88		30.86	30.86		77.0	76.5		6.40	6.36		3.78	3.70		3	
23/2/2011	10:25	Cloudy	Middle	1.5	16.40	16.40	16.45	7.90	7.90	7.90	30.96	30.96	30.97	74.4	74.1	74.4	6.03	6.00	6.03	3.61	3.64	3.62	7	8.00
	10:27		Middle	1.5	16.50	16.50		7.89	7.89		30.97	30.97		74.7	74.2		6.06	6.01		3.79	3.45		9	
25/2/2011	10:42	Fine	Middle	1.5	17.20	17.20	17.30	7.78	7.78	7.78	30.70	30.70	30.69	66.7	65.2	66.8	5.31	5.19	5.31	3.34	3.30	3.37	4	3.50
	10:43		Middle	1.5	17.40	17.40		7.78	7.78		30.68	30.68		67.0	68.2		5.33	5.42		3.44	3.39		3	



**Water Monitoring Result at C1 - HKCEC Extension
Mid-Flood Tide**

Date	Time	Weather Condition	Sampling Depth		Water Temperature			pH			Salinity			DO Saturation			DO			Turbidity			Suspended Solids	
					°C			-			ppt			%			mg/L			NTU			mg/L	
					Value	Average		Value	Average		Value	Average		Value	Average		Value	Average		Value	Average		Value	Average
28/1/2011	12:20	Cloudy	Middle	2.5	16.50	16.50	16.55	8.28	8.28	8.29	33.20	33.20	33.25	91.5	91.6	91.3	7.37	7.38	7.36	3.44	3.05	3.01	6	6.00
	12:23		Middle	2.5	16.60	16.60		8.29	8.29		33.30	33.30		91.1	91.0		7.35	7.34		2.79	2.75		6	
31/1/2011	16:02	Fine	Middle	2.5	15.70	15.70	15.75	8.35	8.35	8.35	33.30	33.30	33.25	90.8	90.9	91.0	7.40	7.41	7.42	3.48	3.14	3.16	4	4.50
	16:05		Middle	2.5	15.80	15.80		8.34	8.34		33.20	33.20		91.1	91.0		7.43	7.42		3.05	2.95		5	
2/2/2011	17:23	Haze	Middle	2.5	16.80	16.80	16.75	8.02	8.02	8.02	31.99	31.99	32.00	87.5	89.2	88.3	7.00	7.12	7.05	2.81	2.80	2.63	2	2.50
	17:26		Middle	2.5	16.70	16.70		8.01	8.01		32.00	32.00		87.1	89.3		6.95	7.13		2.53	2.38		3	
7/2/2011	9:24	Cloudy	Middle	2.5	17.10	17.10	17.15	8.21	8.21	8.22	32.90	32.90	32.85	90.2	90.1	89.8	7.15	7.13	7.12	3.93	3.16	3.18	4	4.50
	9:27		Middle	2.5	17.20	17.20		8.22	8.22		32.80	32.80		89.7	89.3		7.11	7.07		2.84	2.78		5	
9/2/2011	10:13	Cloudy	Middle	2.5	17.90	17.90	17.90	8.17	8.17	8.18	32.90	32.90	32.90	88.7	88.3	88.2	6.88	6.86	6.85	3.40	3.15	3.31	8	7.00
	10:16		Middle	2.5	17.90	17.90		8.18	8.18		32.90	32.90		88.0	87.9		6.84	6.83		3.60	3.07		6	
11/2/2011	11:25	Cloudy	Middle	3.0	16.90	16.90	16.95	8.15	8.15	8.15	32.60	32.60	32.60	90.1	89.4	88.5	7.16	7.12	7.04	4.65	4.69	4.54	3	4.00
	11:28		Middle	3.0	17.00	17.00		8.14	8.14		32.60	32.60		87.7	86.6		6.99	6.90		4.55	4.28		5	
14/2/2011	10:10	Cloudy	Middle	2.5	15.80	15.80	15.75	8.28	8.28	8.28	32.60	32.60	32.58	92.1	91.7	91.6	7.51	7.49	7.48	3.00	2.77	2.81	6	5.50
	10:13		Middle	2.5	15.70	15.70		8.27	8.27		32.55	32.55		91.6	91.1		7.47	7.44		2.92	2.55		5	
16/2/2011	16:25	Cloudy	Middle	2.5	15.60	15.60	15.65	8.28	8.28	8.29	32.40	32.40	32.35	90.4	90.2	90.1	7.39	7.37	7.36	3.73	3.72	3.62	7	6.00
	16:28		Middle	2.5	15.70	15.70		8.29	8.29		32.30	32.30		90.0	89.6		7.35	7.33		3.46	3.58		5	
18/2/2011	18:51	Cloudy	Middle	2.5	16.26	16.26	16.27	8.26	8.26	8.26	30.60	30.60	30.60	89.8	84.3	86.2	7.32	6.87	7.03	2.74	2.78	2.68	7	8.00
	18:53		Middle	2.5	16.26	16.28		8.25	8.25		30.59	30.59		82.2	88.6		6.72	7.22		2.78	2.43		9	
21/2/2011	9:50	Cloudy	Middle	2.5	15.70	15.70	15.65	8.17	8.17	8.18	32.50	32.50	32.45	88.8	88.2	88.2	7.31	7.25	7.25	4.12	3.51	3.82	9	10.00
	9:53		Middle	2.5	15.60	15.60		8.18	8.18		32.40	32.40		87.9	87.8		7.23	7.22		4.00	3.65		11	
23/2/2011	10:59	Cloudy	Middle	2.5	16.70	16.70	16.65	8.20	8.20	8.21	32.40	32.40	32.35	88.0	87.8	87.5	7.08	7.06	7.03	3.34	2.84	3.04	9	8.00
	11:02		Middle	2.5	16.60	16.60		8.21	8.21		32.30	32.30		87.4	86.9		7.00	6.98		3.15	2.83		7	
25/2/2011	11:50	Fine	Middle	2.5	18.80	18.80	18.85	8.01	8.01	8.02	32.20	32.20	32.25	86.4	85.2	85.3	6.65	6.57	6.58	3.82	3.89	3.77	6	5.50
	11:53		Middle	2.5	18.90	18.90		8.02	8.02		32.30	32.30		85.0	84.7		6.55	6.53		3.74	3.62		5	



**Water Monitoring Result at C2 - TH / APA / SOC
Mid-Flood Tide**

Date	Time	Weather Condition	Sampling Depth		Water Temperature			pH			Salinity			DO Saturation			DO		Turbidity			Suspended Solids		
					°C			-			ppt			%			mg/L		NTU			mg/L		
					Value	Average		Value	Average		Value	Average		Value	Average		Value	Average		Value	Average	Value	Average	Value
28/1/2011	11:21	Cloudy	Middle	2.0	16.00	16.00	15.95	8.24	8.24	8.24	32.30	32.30	32.30	96.6	96.5	96.3	7.27	7.26	7.25	2.67	2.71	2.96	6	5.00
	11:24		Middle	2.0	15.90	15.90		8.24	8.24		32.30	32.30		96.2	96.0		7.24	7.22		3.19	3.27		4	
31/1/2011	14:36	Fine	Middle	2.0	15.30	15.30	15.25	8.31	8.31	8.32	32.70	32.70	32.70	92.5	91.9	92.0	7.63	7.60	7.59	3.60	3.87	3.71	6	6.50
	14:39		Middle	2.0	15.20	15.20		8.32	8.32		32.70	32.70		92.0	91.4		7.59	7.53		3.71	3.65		7	
2/2/2011	16:50	Hazy	Middle	2.0	16.40	16.40	16.35	7.97	7.97	7.97	31.81	31.81	31.82	82.4	82.1	82.8	6.67	6.64	6.69	4.43	4.09	4.12	14	10.00
	16:53		Middle	2.0	16.30	16.30		7.96	7.96		31.82	31.82		81.7	85.0		6.60	6.86		3.94	4.03		6	
7/2/2011	8:20	Cloudy	Middle	1.5	17.20	17.20	17.25	8.21	8.21	8.22	32.80	32.80	32.80	90.5	90.6	90.3	7.14	7.15	7.12	4.13	4.10	3.68	6	5.50
	8:23		Middle	1.5	17.30	17.30		8.22	8.22		32.80	32.80		90.4	89.5		7.13	7.07		3.27	3.20		5	
9/2/2011	9:11	Cloudy	Middle	2.0	18.70	18.70	18.75	8.15	8.15	8.16	32.90	32.90	32.90	91.1	90.8	90.8	6.98	6.96	6.96	5.24	5.93	5.27	11	10.50
	9:14		Middle	2.0	18.80	18.80		8.16	8.16		32.90	32.90		90.5	90.7		6.94	6.97		5.02	4.87		10	
11/2/2011	10:29	Cloudy	Middle	2.0	16.60	16.60	16.65	8.16	8.16	8.17	32.60	32.60	32.55	89.9	89.6	89.5	7.22	7.20	7.19	5.91	5.53	5.52	6	5.00
	10:32		Middle	2.0	16.70	16.70		8.17	8.17		32.50	32.50		89.4	89.2		7.18	7.16		5.35	5.28		4	
14/2/2011	9:33	Cloudy	Middle	2.0	15.20	15.20	15.25	8.22	8.22	8.22	32.30	32.30	32.30	88.3	86.4	86.7	7.32	7.16	7.19	2.99	2.41	2.56	8	9.00
	9:36		Middle	2.0	15.30	15.30		8.21	8.21		32.30	32.30		86.3	85.8		7.15	7.12		2.47	2.36		10	
16/2/2011	15:20	Cloudy	Middle	2.0	15.40	15.40	15.35	8.31	8.31	8.32	32.50	32.50	32.55	90.3	90.0	90.0	7.39	7.37	7.37	3.92	3.45	3.62	7	7.50
	15:23		Middle	2.0	15.30	15.30		8.32	8.32		32.60	32.60		89.9	89.8		7.36	7.35		3.74	3.38		8	
18/2/2011	20:08	Cloudy	Middle	2.5	16.26	16.26	16.26	8.22	8.22	8.22	30.64	30.64	30.64	82.4	81.6	81.7	6.72	6.65	6.66	3.90	4.37	4.02	7	7.00
	20:11		Middle	2.5	16.26	16.26		8.22	8.23		30.63	30.63		80.9	81.8		6.59	6.67		3.93	3.88		7	
21/2/2011	8:45	Cloudy	Middle	2.0	15.20	15.20	15.25	8.19	8.19	8.19	32.30	32.30	32.25	86.6	86.5	85.9	7.19	7.17	7.13	6.12	5.15	5.60	10	10.00
	8:48		Middle	2.0	15.30	15.30		8.18	8.18		32.20	32.20		85.7	84.6		7.14	7.00		5.76	5.37		10	
23/2/2011	9:55	Cloudy	Middle	2.0	17.50	17.50	17.45	8.21	8.21	8.21	32.30	32.30	32.25	90.3	90.1	90.0	7.15	7.13	7.12	5.39	4.94	5.06	11	12.00
	9:58		Middle	2.0	17.40	17.40		8.20	8.20		32.20	32.20		89.9	89.6		7.11	7.09		5.13	4.79		13	
25/2/2011	10:42	Fine	Middle	2.0	18.90	18.90	18.85	8.07	8.07	8.07	32.30	32.30	32.30	80.2	79.8	79.3	6.15	6.13	6.09	3.06	3.10	3.02	9	8.00
	10:45		Middle	2.0	18.80	18.80		8.06	8.06		32.30	32.30		78.9	78.1		6.05	6.02		3.03	2.90		7	



**Water Monitoring Result at C3 - HKCEC Phase I
Mid-Flood Tide**

Date	Time	Weather Condition	Sampling Depth		Water Temperature			pH			Salinity			DO Saturation		DO		Turbidity		Suspended Solids					
					°C			-			ppt			%		mg/L		NTU		mg/L					
			m		Value	Average		Value	Average		Value	Average		Value	Average		Value	Average		Value	Average		Value	Average	
28/1/2011	11:31	Cloudy	Middle	3.0	16.30	16.30		8.24	8.24		32.00	32.00		94.9	94.7		7.18	7.17		7.41	7.15		16	13.50	
	11:34		Middle	3.0	16.40	16.40		8.24	8.24		32.00	32.00		94.7	94.5		7.16	7.15		7.18	6.79		11		
31/1/2011	14:46	Fine	Middle	3.0	15.70	15.60		8.21	8.21		32.50	32.50		90.1	90.0		7.39	7.38		3.78	3.95		6	5.00	
	14:49		Middle	3.0	15.60	15.60		8.21	8.21		32.40	32.40		89.7	89.4		7.36	7.34		3.67	3.42		4		
2/2/2011	17:00	Hazy	Middle	3.0	16.50	16.50		7.95	7.95		31.87	31.87		88.0	87.3		7.07	7.00		2.95	2.84		7	7.00	
	17:03		Middle	3.0	16.70	16.70		7.96	7.96		31.86	31.86		89.0	88.3		7.12	7.03		2.45	2.69		7		
7/2/2011	8:33	Cloudy	Middle	3.0	17.50	17.50		7.98	7.98		32.70	32.70		88.3	87.7		6.93	6.89		4.17	4.69		4	4.50	
	8:36		Middle	3.0	17.60	17.60		7.97	7.97		32.70	32.70		86.1	84.9		6.75	6.67		4.63	3.97		5		
9/2/2011	9:21	Cloudy	Middle	3.0	18.30	18.30		8.05	8.05		32.60	32.60		90.1	89.9		6.95	6.94		5.50	5.59		7	12.50	
	9:24		Middle	3.0	18.40	18.40		8.06	8.06		32.50	32.50		89.7	89.1		6.91	6.88		5.60	5.06		18		
11/2/2011	10:36	Cloudy	Middle	3.0	16.50	16.50		8.11	8.11		32.20	32.20		81.3	80.6		6.54	6.50		4.67	4.87		4	4.00	
	10:39		Middle	3.0	16.60	16.60		8.12	8.12		32.10	32.10		79.8	79.5		6.44	6.41		4.43	4.34		4		
14/2/2011	9:43	Cloudy	Middle	3.0	15.70	15.70		8.18	8.18		31.40	31.40		86.2	85.3		7.08	7.04		3.72	3.89		4	5.00	
	9:46		Middle	3.0	15.60	15.60		8.19	8.19		31.40	31.40		83.7	82.5		6.84	6.78		3.34	3.23		6		
16/2/2011	15:30	Cloudy	Middle	3.0	15.20	15.20		8.22	8.22		32.40	32.40		91.5	91.7		7.49	7.50		6.82	6.38		12	11.00	
	15:33		Middle	3.0	15.30	15.30		8.23	8.23		32.30	32.30		91.9	91.8		7.53	7.54		5.90	5.88		10		
18/2/2011	19:54	Cloudy	Middle	3.0	16.61	16.61		8.25	8.25		30.56	30.56		76.2	81.6		6.17	6.61		3.67	3.73		6	5.00	
	19:56		Middle	3.0	16.59	16.59		8.25	8.25		30.58	30.58		83.7	77.9		6.79	6.31		3.46	3.28		4		
21/2/2011	8:55	Cloudy	Middle	3.0	15.10	15.10		8.22	8.22		32.20	32.20		91.4	89.7		7.60	7.45		6.81	6.53		18	17.50	
	8:58		Middle	3.0	15.20	15.20		8.23	8.23		32.30	32.30		89.3	89.0		7.42	7.39		6.36	5.90		17		
23/2/2011	10:05	Cloudy	Middle	3.0	17.10	17.10		8.20	8.20		32.20	32.20		89.6	89.4		7.15	7.14		3.33	3.53		4	5.00	
	10:08		Middle	3.0	17.00	17.00		8.19	8.19		32.10	32.10		88.2	87.1		7.02	6.97		3.32	3.15		6		
25/2/2011	10:53	Fine	Middle	3.0	18.60	18.60		8.12	8.12		32.10	32.10		84.7	84.0		6.55	6.50		5.95	5.71		8	7.00	
	10:58		Middle	3.0	18.70	18.70		8.13	8.13		32.20	32.20		83.1	82.4		6.42	6.38		5.22	5.19		6		



**Water Monitoring Result at C4e - WCT / GEC
Mid-Flood Tide**

Date	Time	Weather Condition	Sampling Depth		Water Temperature			pH			Salinity			DO Saturation		DO		Turbidity		Suspended Solids				
					°C			-			ppt			%		mg/L		NTU		mg/L				
			m	Value	Average	Value	Average	Value	Average	Value	Average	Value	Average	Value	Average	Value	Average	Value	Average	Value	Average			
28/1/2011	11:42	Cloudy	Middle	1.5	16.70	16.70	16.65	8.26	8.26	8.26	32.10	32.10	32.10	94.9	94.8	94.7	7.18	7.17	7.16	3.18	3.62	3.14	2	2.50
	11:45		Middle	1.5	16.60	16.60		8.26	8.26		32.10	32.10		94.6	94.5		7.16	7.14		3.00	2.76		3	
31/1/2011	15:05	Fine	Middle	1.5	15.60	15.60	15.60	8.30	8.30	8.30	32.70	32.70	32.65	89.9	89.8	89.8	7.38	7.37	7.37	3.66	3.59	3.46	4	5.00
	15:08		Middle	1.5	15.60	15.60		8.29	8.29		32.60	32.60		89.7	89.6		7.36	7.35		3.32	3.25		6	
2/2/2011	17:10	Hazy	Middle	1.5	16.00	16.00	16.10	7.95	7.95	7.95	31.82	31.82	31.82	81.5	80.9	81.4	6.61	6.55	6.59	2.20	2.11	2.55	2	3.00
	17:13		Middle	1.5	16.20	16.20		7.95	7.95		31.82	31.82		82.1	81.0		6.64	6.56		2.89	3.01		4	
7/2/2011	8:47	Cloudy	Middle	1.5	17.10	17.10	17.05	8.19	8.19	8.20	32.80	32.80	32.80	94.9	94.6	94.6	7.48	7.45	7.45	3.85	3.18	3.32	5	4.50
	8:50		Middle	1.5	17.00	17.00		8.20	8.20		32.80	32.80		94.4	94.3		7.44	7.43		3.56	2.68		4	
9/2/2011	9:33	Cloudy	Middle	2.0	18.10	18.10	18.15	8.15	8.15	8.15	32.70	32.70	32.70	88.5	88.4	88.3	6.86	6.85	6.84	2.76	3.40	2.88	4	4.00
	9:36		Middle	2.0	18.20	18.20		8.15	8.15		32.70	32.70		88.1	88.2		6.83	6.82		2.72	2.63		4	
11/2/2011	10:48	Cloudy	Middle	1.5	16.60	16.60	16.55	8.16	8.16	8.16	32.60	32.60	32.55	87.7	86.8	86.7	7.02	6.97	6.95	3.37	3.57	3.31	7	6.00
	10:51		Middle	1.5	16.50	16.50		8.15	8.15		32.50	32.50		86.3	85.9		6.91	6.89		3.23	3.07		5	
14/2/2011	9:58	Cloudy	Middle	1.5	14.00	14.00	14.00	8.01	8.01	8.02	31.43	31.43	31.41	85.5	85.3	85.7	7.46	7.43	7.47	2.74	2.61	2.77	2	3.00
	10:01		Middle	1.5	14.00	14.00		8.02	8.02		31.38	31.38		86.3	85.7		7.52	7.47		3.19	2.54		4	
16/2/2011	15:43	Cloudy	Middle	1.5	15.40	15.40	15.45	8.29	8.29	8.30	32.40	32.40	32.45	89.8	89.5	89.3	7.36	7.34	7.32	6.74	6.14	6.17	7	9.00
	15:46		Middle	1.5	15.50	15.50		8.30	8.30		32.50	32.50		89.2	88.8		7.30	7.27		6.04	5.74		11	
18/2/2011	19:43	Cloudy	Middle	2.0	16.65	16.65	16.65	8.25	8.25	8.26	30.65	30.65	30.65	90.2	83.4	84.2	7.37	6.74	6.86	5.57	5.16	5.38	7	7.00
	19:46		Middle	2.0	16.64	16.64		8.26	8.26		30.65	30.65		82.8	80.2		6.70	6.62		5.40	5.37		7	
21/2/2011	9:11	Cloudy	Middle	1.5	15.40	15.40	15.35	8.20	8.20	8.21	32.20	32.20	32.15	85.7	85.4	85.4	7.08	7.07	7.06	5.41	4.83	4.59	6	6.50
	9:14		Middle	1.5	15.30	15.30		8.21	8.21		32.10	32.10		85.2	85.1		7.06	7.03		4.24	3.88		7	
23/2/2011	10:18	Cloudy	Middle	1.5	17.30	17.30	17.35	8.21	8.21	8.22	32.30	32.30	32.30	94.0	94.2	94.2	7.42	7.44	7.43	4.16	3.82	3.92	10	9.50
	10:21		Middle	1.5	17.40	17.40		8.22	8.22		32.30	32.30		94.3	94.2		7.44	7.43		3.77	3.93		9	
25/2/2011	11:09	Fine	Middle	1.5	18.90	18.90	18.85	8.08	8.08	8.08	32.10	32.10	32.05	86.3	80.6	81.8	6.63	6.26	6.30	5.89	6.15	5.32	10	9.50
	11:12		Middle	1.5	18.80	18.80		8.07	8.07		32.00	32.00		80.3	79.8		6.16	6.14		4.86	4.36		9	



**Water Monitoring Result at C4w - WCT / GEC
Mid-Flood Tide**

Date	Time	Weather Condition	Sampling Depth		Water Temperature			pH			Salinity			DO Saturation			DO			Turbidity			Suspended Solids		
					°C			-			ppt			%			mg/L			NTU			mg/L		
			m		Value	Average		Value	Average		Value	Average		Value	Average		Value	Average		Value	Average		Value	Average	
28/1/2011	11:37	Cloudy	Middle	1.5	16.10	16.10		16.20	8.16	8.16	8.16	32.00	32.00	32.00	92.1	91.9	91.9	6.92	6.88	6.88	2.40	2.19	2.16	2	2.00
	11:40		Middle	1.5	16.30	16.30		16.20	8.16	8.16	8.16	32.00	32.00	32.00	91.8	91.6	91.6	6.86	6.85	6.85	2.05	2.00	2.00	2	
31/1/2011	14:55	Fine	Middle	1.5	15.90	15.90		15.85	8.23	8.23	8.24	32.50	32.50	32.55	89.5	88.5	88.5	7.33	7.24	7.24	2.03	2.08	2.01	5	6.00
	14:58		Middle	1.5	15.80	15.80		15.85	8.24	8.24	8.24	32.60	32.60	32.55	88.3	87.5	87.5	7.22	7.18	7.18	1.93	1.98	1.98	7	
2/2/2011	17:04	Hazy	Middle	1.5	16.50	16.50		16.55	7.90	7.80	7.88	31.50	31.50	31.50	90.3	89.8	89.4	7.27	7.23	7.27	1.68	1.45	1.47	6	4.00
	17:07		Middle	1.5	16.60	16.60		16.55	7.90	7.90	7.90	31.50	31.50	31.50	91.1	90.3	90.3	7.32	7.25	7.25	1.40	1.33	1.33	2	
7/2/2011	8:41	Cloudy	Middle	1.5	17.40	17.40		17.35	8.18	8.18	8.19	32.80	32.80	32.80	95.3	95.7	94.9	7.51	7.55	7.48	4.46	4.39	4.23	4	3.50
	8:44		Middle	1.5	17.30	17.30		17.35	8.19	8.19	8.19	32.80	32.80	32.80	94.6	94.1	94.1	7.45	7.42	7.42	4.10	3.95	3.95	3	
9/2/2011	9:28	Cloudy	Middle	1.5	18.20	18.20		18.20	8.12	8.12	8.12	32.70	32.70	32.70	90.2	90.0	89.9	6.98	6.95	6.95	2.97	2.45	2.53	4	3.50
	9:31		Middle	1.5	18.20	18.20		18.20	8.12	8.12	8.12	32.70	32.70	32.70	89.8	89.7	89.7	6.93	6.92	6.92	2.32	2.38	2.38	3	
11/2/2011	10:43	Cloudy	Middle	1.5	16.80	16.80		16.75	7.94	7.94	7.95	32.40	32.40	32.35	89.5	89.4	89.2	7.16	7.15	7.14	4.59	4.49	4.48	3	3.50
	10:46		Middle	1.5	16.70	16.70		16.75	7.95	7.95	7.95	32.30	32.30	32.35	89.1	88.9	88.9	7.13	7.11	7.11	4.36	4.46	4.46	4	
14/2/2011	9:51	Cloudy	Middle	1.5	14.00	14.00		13.90	7.99	7.99	7.98	31.05	31.05	31.05	81.1	80.6	81.5	7.10	7.06	7.13	2.62	2.40	2.51	7	7.50
	9:54		Middle	1.5	13.80	13.80		13.90	7.96	7.96	7.96	31.05	31.05	31.05	81.9	82.2	82.2	7.17	7.20	7.20	2.58	2.44	2.44	8	
16/2/2011	15:35	Cloudy	Middle	1.5	15.50	15.50		15.50	8.24	8.24	8.25	32.10	32.10	32.15	89.5	88.8	88.7	7.32	7.28	7.26	5.35	4.63	4.76	8	6.00
	15:38		Middle	1.5	15.50	15.50		15.50	8.25	8.25	8.25	32.20	32.20	32.15	88.3	88.0	88.0	7.23	7.21	7.21	4.57	4.47	4.47	4	
18/2/2011	19:48	Cloudy	Middle	2.0	16.57	16.57		16.57	8.23	8.23	8.23	30.64	30.64	30.64	86.0	83.5	83.8	6.97	6.72	6.79	3.80	3.72	3.75	5	5.50
	19:50		Middle	2.0	16.57	16.57		16.57	8.22	8.22	8.23	30.64	30.64	30.64	83.4	82.2	82.2	6.75	6.72	6.72	3.64	3.82	3.82	6	
21/2/2011	9:05	Cloudy	Middle	1.5	15.20	15.20		15.25	8.18	8.18	8.19	32.10	32.10	32.05	87.0	86.7	86.6	7.23	7.20	7.19	4.87	4.44	4.35	10	9.00
	9:08		Middle	1.5	15.30	15.30		15.25	8.19	8.19	8.19	32.00	32.00	32.05	86.4	86.2	86.2	7.17	7.16	7.16	3.87	4.23	4.23	8	
23/2/2011	10:12	Cloudy	Middle	1.5	17.20	17.20		17.25	8.26	8.26	8.26	32.30	32.30	32.35	90.0	89.9	89.5	7.13	7.12	7.10	2.87	2.77	2.80	7	8.00
	10:15		Middle	1.5	17.30	17.30		17.25	8.25	8.25	8.26	32.40	32.40	32.35	89.7	88.5	88.5	7.10	7.03	7.03	2.65	2.90	2.90	9	
25/2/2011	11:01	Fine	Middle	1.5	19.20	19.20		19.15	8.02	8.02	8.03	32.10	32.10	32.15	88.6	87.9	87.6	6.76	6.73	6.72	3.30	3.03	3.11	6	5.50
	11:04		Middle	1.5	19.10	19.10		19.15	8.03	8.03	8.03	32.20	32.20	32.15	87.0	86.7	86.7	6.75	6.64	6.64	2.96	3.16	3.16	5	



**Water Monitoring Result at C5e - Sun Hung Kai Centre
Mid-Flood Tide**

Date	Time	Weather Condition	Sampling Depth		Water Temperature			pH			Salinity			DO Saturation		DO		Turbidity		Suspended Solids				
					°C			-			ppt			%		mg/L		NTU		mg/L				
			m		Value	Average		Value	Average		Value	Average		Value	Average		Value	Average		Value	Average			
28/1/2011	12:02	Cloudy	Middle	1.5	16.50	16.50	16.50	8.24	8.24	8.24	32.10	32.10	32.10	95.0	94.8	94.8	7.17	7.16	7.16	5.89	6.18	5.98	8	8.50
	12:05		Middle	1.5	16.50	16.50		8.24	8.24		32.10	32.10		94.6	94.6		7.15	7.14		5.84	6.01		9	
31/1/2011	15:35	Fine	Middle	1.5	16.30	16.30	16.25	8.29	8.29	8.29	32.70	32.70	32.70	88.2	87.2	87.5	7.14	7.06	7.08	3.95	3.76	3.84	4	3.50
	15:38		Middle	1.5	16.20	16.20		8.28	8.28		32.70	32.70		87.0	87.4		7.05	7.08		3.83	3.82		3	
2/2/2011	16:12	Hazy	Middle	1.5	16.10	16.10	16.25	7.94	7.94	7.94	31.69	31.69	31.69	79.8	79.2	80.0	6.44	6.40	6.46	4.40	4.32	4.35	11	14.00
	16:14		Middle	1.5	16.40	16.40		7.94	7.94		31.69	31.69		81.6	79.3		6.57	6.41		4.33	4.36		17	
7/2/2011	9:08	Cloudy	Middle	1.5	18.50	18.40	18.43	8.20	8.20	8.20	32.80	32.80	32.80	93.9	93.8	93.6	7.26	7.25	7.23	3.87	3.16	3.40	2	3.00
	9:11		Middle	1.5	18.40	18.40		8.20	8.20		32.80	32.80		93.6	92.9		7.22	7.17		3.38	3.20		4	
9/2/2011	9:55	Cloudy	Middle	1.5	18.20	18.20	18.20	8.22	8.22	8.22	32.80	32.80	32.80	94.2	93.9	93.9	7.26	7.23	7.23	4.07	3.90	3.70	10	10.00
	9:58		Middle	1.5	18.20	18.20		8.22	8.22		32.80	32.80		93.8	93.6		7.22	7.21		3.40	3.44		10	
11/2/2011	11:10	Cloudy	Middle	1.5	16.80	16.80	16.85	8.21	8.21	8.22	32.50	32.50	32.55	90.7	90.1	89.3	7.24	7.22	7.14	15.90	16.30	<u>15.95</u>	4	5.00
	11:13		Middle	1.5	16.90	16.90		8.22	8.22		32.60	32.60		88.7	87.7		7.07	7.01		15.80	15.80		6	
14/2/2011	10:35	Cloudy	Middle	1.5	13.60	13.60	13.50	8.06	8.06	8.06	31.19	31.19	31.19	82.6	82.9	82.7	7.10	7.13	7.11	2.57	2.49	2.51	22	<u>21.00</u>
	10:38		Middle	1.5	13.40	13.40		8.05	8.05		31.19	31.19		82.7	82.5		7.11	7.10		2.47	2.49		20	
16/2/2011	16:06	Cloudy	Middle	1.5	15.80	15.80	15.85	8.30	8.30	8.31	32.40	32.40	32.38	90.3	90.2	90.0	7.34	7.33	7.32	6.00	5.71	5.80	13	12.00
	16:09		Middle	1.5	15.90	15.90		8.31	8.31		32.40	32.30		89.9	89.6		7.31	7.28		5.72	5.77		11	
18/2/2011	19:18	Cloudy	Middle	2.0	16.70	16.70	16.70	8.23	8.23	8.23	30.52	30.52	30.52	80.2	83.6	82.2	6.49	6.76	6.65	4.10	3.61	3.72	8	7.00
	19:20		Middle	2.0	16.70	16.70		8.23	8.23		30.52	30.52		80.6	84.2		6.52	6.81		3.47	3.70		6	
21/2/2011	9:30	Cloudy	Middle	1.5	15.20	15.20	15.25	8.20	8.20	8.21	32.10	32.10	32.15	84.7	84.3	83.4	7.01	6.95	6.89	7.09	7.00	7.03	16	<u>15.50</u>
	9:33		Middle	1.5	15.30	15.30		8.21	8.21		32.20	32.20		82.6	81.8		6.82	6.78		6.96	7.06		15	
23/2/2011	10:40	Cloudy	Middle	1.5	17.70	17.70	17.75	8.24	8.24	8.25	32.30	32.30	32.25	90.1	90.2	89.5	7.09	7.10	7.04	3.28	3.41	3.35	7	8.00
	10:43		Middle	1.5	17.80	17.80		8.25	8.25		32.20	32.20		89.7	88.0		7.03	6.93		3.33	3.39		9	
25/2/2011	11:20	Fine	Middle	1.5	19.20	19.20	19.15	8.06	8.06	8.07	32.20	32.20	32.25	84.0	83.7	83.6	6.42	6.41	6.39	5.82	6.15	5.82	8	8.00
	11:23		Middle	1.5	19.10	19.10		8.07	8.07		32.30	32.30		83.5	83.0		6.38	6.35		5.73	5.58		8	



**Water Monitoring Result at C5w - Sun Hung Kai Centre
Mid-Flood Tide**

Date	Time	Weather Condition	Sampling Depth		Water Temperature			pH			Salinity			DO Saturation			DO		Turbidity			Suspended Solids		
					°C			-			ppt			%			mg/L		NTU			mg/L		
			m		Value	Average		Value	Average		Value	Average		Value	Average		Value	Average		Value	Average		Value	Average
28/1/2011	12:10	Cloudy	Middle	1.5	16.40	16.40	16.45	8.24	8.24	8.24	32.10	32.10	32.10	94.1	93.6	93.6	7.11	7.09	7.08	6.60	5.57	5.63	6	7.00
	12:13		Middle	1.5	16.50	16.50		8.24	8.24		32.10	32.10		93.4	93.2		7.07	7.05		5.44	4.89		8	
31/1/2011	15:45	Fine	Middle	1.5	16.10	16.10	16.10	8.33	8.33	8.33	32.70	32.70	32.65	88.3	89.1	88.5	7.16	7.19	7.17	3.74	3.70	3.65	5	5.00
	15:48		Middle	1.5	16.10	16.10		8.32	8.32		32.60	32.60		88.5	88.2		7.17	7.15		3.52	3.64		5	
2/2/2011	16:18	Hazy	Middle	1.5	16.00	16.00	16.10	7.97	7.97	7.97	31.68	31.68	31.66	90.3	89.2	89.9	7.32	7.22	7.28	4.97	4.96	5.05	10	7.50
	16:20		Middle	1.5	16.20	16.20		7.97	7.97		31.64	31.64		90.4	89.8		7.33	7.26		5.04	5.22		5	
7/2/2011	9:13	Cloudy	Middle	1.5	18.00	18.00	18.00	8.18	8.18	8.18	32.70	32.70	32.70	91.2	90.8	90.7	7.17	7.09	7.09	3.25	3.02	2.86	2	4.50
	9:16		Middle	1.5	18.00	18.00		8.18	8.18		32.70	32.70		90.5	90.3		7.06	7.04		2.78	2.37		7	
9/2/2011	10:01	Cloudy	Middle	1.5	18.10	18.10	18.10	8.23	8.23	8.24	32.60	32.60	32.60	94.9	95.0	94.9	7.35	7.36	7.35	4.92	4.49	4.64	7	7.00
	10:04		Middle	1.5	18.10	18.10		8.24	8.24		32.60	32.60		94.8	94.7		7.34	7.33		4.65	4.48		7	
11/2/2011	11:15	Cloudy	Middle	1.5	16.90	16.90	16.95	8.27	8.27	8.27	32.50	32.50	32.45	86.3	86.1	85.9	6.88	6.86	6.85	14.80	14.30	<u>13.78</u>	7	8.50
	11:18		Middle	1.5	17.00	17.00		8.26	8.26		32.40	32.40		86.0	85.3		6.85	6.81		13.00	13.00		10	
14/2/2011	10:42	Cloudy	Middle	1.5	13.70	13.70	13.55	8.02	8.02	8.02	31.37	31.37	31.40	79.4	79.6	80.6	6.81	6.83	6.87	2.68	2.87	2.75	15	<u>19.00</u>
	10:45		Middle	1.5	13.40	13.40		8.02	8.02		31.43	31.43		81.2	82.0		6.97	6.87		2.74	2.70		23	
16/2/2011	16:13	Cloudy	Middle	1.5	16.00	16.00	16.05	8.31	8.31	8.32	32.40	32.40	32.45	91.8	91.7	91.5	7.44	7.42	7.40	7.13	6.91	6.74	10	11.00
	16:16		Middle	1.5	16.10	16.10		8.32	8.32		32.50	32.50		91.4	90.9		7.39	7.36		6.42	6.51		12	
18/2/2011	19:27	Cloudy	Middle	2.0	16.59	16.59	16.59	8.25	8.25	8.25	30.57	30.57	30.57	81.8	79.9	81.4	6.62	6.48	6.59	6.07	5.98	6.11	11	10.00
	19:30		Middle	2.0	16.59	16.59		8.25	8.25		30.56	30.56		82.7	81.0		6.70	6.56		6.25	6.12		9	
21/2/2011	9:35	Cloudy	Middle	1.5	15.60	15.60	15.55	8.23	8.23	8.24	32.10	32.10	32.15	85.5	85.3	85.0	7.04	7.03	7.00	10.00	9.61	<u>9.88</u>	9	10.00
	9:38		Middle	1.5	15.50	15.50		8.24	8.24		32.20	32.20		85.0	84.1		7.00	6.93		10.20	9.69		11	
23/2/2011	10:47	Cloudy	Middle	1.5	17.40	17.40	17.45	8.30	8.30	8.30	32.10	32.10	32.15	90.1	89.7	89.7	7.13	7.10	7.09	2.99	2.89	2.91	9	8.00
	10:51		Middle	1.5	17.50	17.50		8.29	8.29		32.20	32.20		89.6	89.3		7.08	7.06		2.91	2.83		7	
25/2/2011	11:26	Fine	Middle	1.5	19.00	19.00	19.05	8.08	8.08	8.08	32.00	32.00	32.05	89.1	88.7	88.5	6.84	6.82	6.79	6.61	6.66	6.59	8	7.50
	11:29		Middle	1.5	19.10	19.10		8.07	8.07		32.10	32.10		88.1	87.9		6.76	6.75		6.52	6.57		7	



**Water Monitoring Result at WSD21 - Wan Chai
Mid-Flood Tide**

Date	Time	Weather Condition	Sampling Depth		Water Temperature			pH			Salinity			DO Saturation		DO		Turbidity		Suspended Solids				
					°C			-			ppt			%		mg/L		NTU		mg/L				
			m	Value	Average	Value	Average	Value	Average	Value	Average	Value	Average	Value	Average	Value	Average	Value	Average	Value	Average			
28/1/2011	11:55	Cloudy	Middle	2.0	16.20	16.20	16.20	8.26	8.26	8.26	32.20	32.20	32.20	98.2	98.0	98.0	7.37	7.36	7.35	5.30	4.85	4.74	6	6.00
	11:58		Middle	2.0	16.20	16.20		8.26	8.26		32.20	32.20		97.8	97.8		7.34	7.34		4.20	4.60		6	
31/1/2011	15:22	Fine	Middle	2.0	16.20	16.20	16.20	8.33	8.33	8.33	32.60	32.60	32.60	92.7	92.5	92.4	7.53	7.52	7.51	2.87	2.85	2.83	6	5.00
	15:25		Middle	2.0	16.20	16.20		8.32	8.32		32.60	32.60		92.4	92.1		7.51	7.48		2.96	2.64		4	
2/2/2011	16:02	Hazy	Middle	2.0	16.30	16.30	16.43	7.94	7.94	7.95	31.57	31.57	31.55	88.7	87.6	88.4	7.12	7.04	7.10	3.24	3.46	3.34	12	10.00
	16:05		Middle	2.0	16.50	16.60		7.96	7.96		31.53	31.53		89.2	88.0		7.15	7.08		3.27	3.39		8	
7/2/2011	8:59	Cloudy	Middle	2.0	18.20	18.20	18.20	8.22	8.22	8.22	32.90	32.90	32.90	94.0	93.8	93.8	7.29	7.27	7.26	2.85	2.77	2.79	3	3.50
	9:02		Middle	2.0	18.20	18.20		8.22	8.22		32.90	32.90		93.7	93.5		7.26	7.23		2.80	2.72		4	
9/2/2011	9:45	Cloudy	Middle	2.0	18.40	18.40	18.40	8.17	8.17	8.17	32.70	32.70	32.70	90.1	89.8	89.9	6.94	6.92	6.93	4.38	4.15	4.08	7	7.00
	9:48		Middle	2.0	18.40	18.40		8.17	8.17		32.70	32.70		89.7	89.9		6.91	6.93		4.06	3.71		7	
11/2/2011	11:00	Cloudy	Middle	2.0	16.90	16.90	16.85	8.25	8.25	8.26	32.50	32.50	32.45	89.6	89.2	89.0	7.13	7.12	7.09	8.98	8.14	8.27	4	5.00
	11:03		Middle	2.0	16.80	16.80		8.26	8.26		32.40	32.40		88.8	88.3		7.06	7.04		8.06	7.90		6	
14/2/2011	10:25	Cloudy	Middle	2.0	13.30	13.30	13.15	8.06	8.06	8.06	31.33	31.33	31.33	87.6	87.1	87.8	7.58	7.54	7.61	3.11	2.87	2.75	14	12.00
	10:28		Middle	2.0	13.00	13.00		8.06	8.06		31.33	31.33		88.5	88.1		7.67	7.63		2.49	2.51		10	
16/2/2011	15:55	Cloudy	Middle	2.0	15.90	15.90	15.95	8.32	8.32	8.32	32.40	32.40	32.35	92.6	92.3	92.2	7.51	7.49	7.47	6.45	5.96	6.05	15	13.50
	15:58		Middle	2.0	16.00	16.00		8.31	8.31		32.30	32.30		91.9	91.8		7.45	7.44		5.91	5.88		12	
18/2/2011	19:04	Cloudy	Middle	2.5	16.87	16.87	16.86	8.26	8.26	8.26	30.63	30.63	30.64	78.1	74.5	77.4	7.15	6.00	6.45	7.05	6.61	6.98	13	12.50
	19:07		Middle	2.5	16.85	16.85		8.26	8.26		30.64	30.64		82.0	74.9		6.61	6.04		6.95	7.30		12	
21/2/2011	9:20	Cloudy	Middle	2.0	15.90	15.90	15.85	8.22	8.22	8.23	32.30	32.30	32.35	89.9	89.7	89.5	7.35	7.34	7.32	6.48	5.88	6.09	10	11.00
	9:23		Middle	2.0	15.80	15.80		8.23	8.23		32.40	32.40		89.4	89.1		7.30	7.28		6.03	5.98		12	
23/2/2011	10:30	Cloudy	Middle	2.0	17.20	17.20	17.25	8.21	8.21	8.22	32.40	32.40	32.35	91.5	91.3	91.1	7.26	7.24	7.23	4.11	4.30	4.26	7	7.50
	10:33		Middle	2.0	17.30	17.30		8.22	8.22		32.30	32.30		91.2	90.3		7.23	7.17		4.25	4.37		8	
25/2/2011	11:15	Fine	Middle	2.0	19.10	19.10	19.05	8.07	8.07	8.08	32.20	32.20	32.25	83.9	83.7	83.5	6.42	6.40	6.39	3.86	4.26	4.03	11	10.00
	11:18		Middle	2.0	19.00	19.00		8.08	8.08		32.30	32.30		83.3	82.9		6.37	6.35		4.08	3.93		9	



**Water Monitoring Result at WSD19 - Sheung Wan
Mid-Flood Tide**

Date	Time	Weather Condition	Sampling Depth		Water Temperature			pH			Salinity			DO Saturation			DO			Turbidity			Suspended Solids	
					°C			-			ppt			%			mg/L			NTU			mg/L	
			m		Value	Average		Value	Average		Value	Average		Value	Average		Value	Average		Value	Average		Value	Average
28/1/2011	12:30	Cloudy	Middle	1.5	15.80	15.80	15.85	8.12	8.12	8.14	32.48	32.48	32.45	88.6	87.9	88.4	7.20	7.13	7.18	3.52	3.42	3.47	7	6.00
	12:33		Middle	1.5	15.90	15.90		8.15	8.15		32.41	32.41		88.8	88.3		7.21	7.17		3.55	3.40		5	
31/1/2011	15:08	Fine	Middle	1.5	15.10	15.10	15.20	8.22	8.22	8.21	32.02	32.02	32.02	93.1	92.7	92.6	7.67	7.64	7.64	2.97	2.79	2.86	6	5.50
	15:11		Middle	1.5	15.30	15.30		8.20	8.19		32.01	32.01		92.6	92.1		7.65	7.60		2.81	2.87		5	
2/2/2011	17:59	Hazy	Middle	2.0	15.62	15.62	15.62	8.25	8.25	8.25	31.10	31.10	31.10	91.1	93.1	91.0	7.49	7.65	7.47	4.33	3.66	3.98	4	4.50
	18:02		Middle	2.0	15.62	15.62		8.25	8.25		31.10	31.10		88.8	91.0		7.30	7.45		3.70	4.21		5	
7/2/2011	10:20	Cloudy	Middle	1.5	16.00	16.00	16.05	8.01	8.01	8.02	31.86	31.86	31.88	90.9	90.1	90.7	7.38	7.31	7.36	4.57	4.44	4.39	6	5.00
	10:23		Middle	1.5	16.10	16.10		8.02	8.02		31.89	31.89		91.4	90.5		7.41	7.33		4.33	4.21		4	
9/2/2011	10:18	Cloudy	Middle	1.5	18.40	18.40	18.70	7.99	7.99	7.99	31.96	31.96	31.96	95.4	94.4	95.3	7.20	7.13	7.19	3.09	2.61	2.77	4	5.00
	10:21		Middle	1.5	19.00	19.00		7.99	7.99		31.95	31.95		95.9	95.5		7.23	7.20		2.62	2.77		6	
11/2/2011	11:14	Cloudy	Middle	1.5	16.30	16.30	16.30	7.95	7.95	7.94	31.63	31.63	31.67	85.5	84.6	85.9	6.92	6.85	6.95	3.64	3.97	3.56	6	5.00
	11:17		Middle	1.5	16.30	16.30		7.93	7.93		31.71	31.71		87.0	86.4		7.04	6.99		3.35	3.27		4	
14/2/2011	10:30	Cloudy	Middle	1.5	14.10	14.10	14.00	8.18	8.18	8.18	31.39	31.39	31.48	90.0	89.4	89.9	7.64	7.60	7.64	3.55	3.60	3.47	5	4.50
	10:33		Middle	1.5	13.90	13.90		8.18	8.18		31.56	31.56		90.3	89.9		7.68	7.63		3.33	3.41		4	
16/2/2011	15:55	Cloudy	Middle	1.5	14.70	14.70	14.65	8.07	8.07	8.07	31.61	31.61	31.61	91.6	90.2	91.4	7.64	7.53	7.62	5.43	5.06	4.90	7	7.50
	15:57		Middle	1.5	14.60	14.60		8.06	8.06		31.61	31.61		91.7	91.9		7.65	7.67		4.67	4.43		8	
18/2/2011	21:24	Cloudy	Middle	2.5	16.77	16.77	16.77	8.22	8.22	8.22	30.72	30.72	30.72	84.1	85.6	84.4	6.79	6.90	6.80	3.74	3.63	3.53	8	7.00
	21:26		Middle	2.5	16.76	16.76		8.22	8.22		30.72	30.72		84.9	83.0		6.79	6.70		3.42	3.34		6	
21/2/2011	9:00	Cloudy	Middle	1.5	15.20	15.20	15.20	7.95	7.95	7.95	31.47	31.47	31.47	84.2	83.7	84.2	6.97	6.94	6.98	5.57	4.64	4.72	11	8.50
	9:03		Middle	1.5	15.20	15.20		7.95	7.95		31.47	31.47		85.0	84.0		7.05	6.96		4.12	4.54		6	
23/2/2011	12:26	Cloudy	Middle	1.5	16.50	16.50	16.70	8.00	8.00	8.00	31.60	31.60	31.58	86.6	86.2	86.6	6.94	6.91	6.94	4.49	4.08	4.16	6	6.50
	12:29		Middle	1.5	16.90	16.90		7.99	7.99		31.56	31.56		87.2	86.5		6.98	6.92		3.95	4.11		7	
25/2/2011	12:30	Fine	Middle	1.5	17.20	17.20	17.30	7.89	7.89	7.89	31.56	31.56	31.51	83.3	82.0	83.1	6.59	6.49	6.57	3.13	3.63	3.38	4	5.00
	12:33		Middle	1.5	17.40	17.40		7.89	7.89		31.45	31.45		84.1	82.8		6.65	6.54		3.69	3.05		6	



**Water Monitoring Result at WSD20 - Kennedy Town
Mid-Flood Tide**

Date	Time	Weather Condition	Sampling Depth		Water Temperature			pH			Salinity		DO Saturation		DO		Turbidity		Suspended Solids					
					°C			-			ppt		%		mg/L		NTU		mg/L					
			m	Value	Average	Value	Average	Value	Average	Value	Average	Value	Average	Value	Average	Value	Average	Value	Average	Value	Average			
28/1/2011	12:07	Cloudy	Middle	1.5	15.90	15.90	15.90	8.23	8.23	8.20	32.81	32.81	32.78	96.8	95.8	96.4	7.84	7.76	7.81	3.17	3.00	3.00	5	5.50
	12:09		Middle	1.5	15.90	15.90		8.16	8.17		32.75	32.75		97.0	96.1		7.85	7.79		2.94	2.87		6	
31/1/2011	14:30	Fine	Middle	1.5	15.50	15.50	15.55	8.34	8.34	8.25	32.03	32.03	32.03	95.8	95.4	95.4	7.84	7.80	7.80	2.47	2.33	2.42	3	3.00
	14:33		Middle	1.5	15.60	15.60		8.15	8.15		32.03	32.03		95.6	94.7		7.82	7.74		2.52	2.35		3	
2/2/2011	17:35	Hazy	Middle	2.0	16.05	16.05	16.05	8.31	8.31	8.31	31.29	31.29	31.29	93.1	91.0	70.0	7.59	7.42	7.32	2.23	2.15	2.15	3	3.50
	17:38		Middle	2.0	16.05	16.05		8.31	8.31		31.29	31.29		8.1	87.6		7.13	7.14		1.88	2.33		4	
7/2/2011	10:04	Cloudy	Middle	1.5	15.90	15.90	16.10	8.11	8.11	8.12	32.29	32.29	32.29	99.6	98.8	99.1	8.08	8.01	8.04	4.85	3.74	3.99	4	4.00
	10:06		Middle	1.5	16.00	16.60		8.12	8.12		32.29	32.29		99.3	98.8		8.05	8.01		3.65	3.70		4	
9/2/2011	10:00	Cloudy	Middle	1.5	17.10	17.10	17.25	7.99	7.99	8.00	32.31	32.31	32.24	103.8	103.1	103.1	8.20	8.14	8.13	4.00	3.37	3.40	5	7.50
	10:03		Middle	1.5	17.40	17.40		8.01	8.01		32.17	32.17		102.9	102.5		8.11	8.07		3.01	3.23		10	
11/2/2011	10:57	Cloudy	Middle	1.5	16.60	16.60	16.60	8.07	8.07	8.09	32.04	32.04	32.06	98.9	97.7	93.4	7.94	7.84	7.90	4.84	4.63	4.46	5	5.00
	11:00		Middle	1.5	16.60	16.60		8.10	8.10		32.07	32.07		98.9	78.0		7.94	7.88		4.08	4.27		5	
14/2/2011	10:14	Cloudy	Middle	1.5	14.60	14.60	14.50	8.11	8.11	8.11	31.68	31.68	31.73	94.0	93.3	93.6	7.89	7.84	7.86	3.53	3.17	3.33	7	8.50
	10:17		Middle	1.5	14.40	14.40		8.10	8.10		31.77	31.77		93.8	93.1		7.88	7.82		3.29	3.32		10	
16/2/2011	15:38	Cloudy	Middle	1.5	15.00	15.00	15.00	8.31	8.31	8.27	31.82	31.82	31.82	97.8	97.4	97.3	8.11	8.08	8.07	4.22	4.37	4.10	6	7.00
	15:40		Middle	1.5	15.00	15.00		8.23	8.23		31.82	31.82		97.4	96.7		8.08	8.02		3.85	3.94		8	
18/2/2011	21:14	Cloudy	Middle	2.0	16.03	16.03	16.03	8.32	8.32	8.32	30.89	30.89	30.89	88.1	83.1	85.5	7.20	6.79	6.82	3.88	3.26	3.34	4	4.50
	21:16		Middle	2.0	16.03	16.03		8.32	8.32		30.89	30.89		87.6	83.0		6.48	6.79		3.07	3.15		5	
21/2/2011	8:41	Cloudy	Middle	1.5	15.20	15.20	15.20	8.07	8.07	8.07	31.71	31.71	31.72	95.5	94.7	94.8	7.89	7.82	7.84	5.26	5.24	5.26	7	7.50
	8:43		Middle	1.5	15.20	15.20		8.07	8.07		31.73	31.73		95.4	93.7		7.88	7.75		5.37	5.18		8	
23/2/2011	12:07	Cloudy	Middle	1.5	16.70	16.70	16.80	8.08	8.08	8.07	31.72	31.72	31.72	95.8	95.4	95.8	7.65	7.61	7.64	4.75	4.46	4.60	7	7.50
	12:10		Middle	1.5	16.90	16.90		8.06	8.06		31.72	31.72		96.4	95.5		7.68	7.60		4.53	4.67		8	
25/2/2011	12:02	Fine	Middle	1.5	16.60	16.60	16.75	8.16	8.16	8.15	31.87	31.87	31.80	96.4	96.2	96.2	7.70	7.68	7.67	4.51	4.55	4.41	6	6.00
	12:05		Middle	1.5	16.90	16.90		8.13	8.13		31.73	31.73		96.5	95.5		7.70	7.61		4.17	4.39		6	



**Water Monitoring Result at WSD7 - Kowloon South
Mid-Flood Tide**

Date	Time	Weather Condition	Sampling Depth		Water Temperature			pH			Salinity			DO Saturation			DO			Turbidity			Suspended Solids	
					°C			-			ppt			%			mg/L			NTU			mg/L	
					Value	Average		Value	Average		Value	Average		Value	Average		Value	Average		Value	Average		Value	Average
28/1/2011	13:00	Cloudy	Middle	1.5	16.10	16.10	16.20	7.79	7.79	7.84	32.60	32.60	32.66	88.3	87.6	88.1	7.10	7.05	7.09	2.26	2.39	2.36	8	8.50
	13:02		Middle	1.5	16.30	16.30		7.88	7.88		32.72	32.72		88.8	87.7		7.14	7.05		2.38	2.41		9	
31/1/2011	14:00	Fine	Middle	1.5	14.80	14.80	14.75	8.03	8.03	8.02	32.14	32.14	32.20	92.3	91.1	91.8	7.68	7.58	7.64	2.84	2.43	2.65	10	7.00
	14:02		Middle	1.5	14.70	14.70		8.01	8.01		32.26	32.26		92.5	91.4		7.70	7.60		2.64	2.70		4	
2/2/2011	16:41	Hazy	Middle	2.5	16.42	16.42	16.42	8.24	8.24	8.24	31.17	31.17	31.17	90.7	84.2	88.1	7.35	6.82	7.13	3.59	3.19	3.29	5	5.50
	16:45		Middle	2.5	16.42	16.42		8.24	8.24		31.17	31.17		89.6	87.7		7.26	7.10		3.28	3.08		6	
7/2/2011	7:55	Cloudy	Middle	1.5	16.30	16.30	16.45	7.98	7.98	7.99	32.38	32.38	32.40	96.4	96.1	96.2	7.73	7.70	7.71	6.02	6.01	5.72	6	8.00
	7:57		Middle	1.5	16.60	16.60		8.00	8.00		32.42	32.42		96.5	95.7		7.73	7.66		5.52	5.33		10	
9/2/2011	9:35	Cloudy	Middle	1.5	18.40	18.40	18.65	7.92	7.92	7.93	32.19	32.19	32.19	98.0	97.1	97.6	7.52	7.46	7.49	3.38	2.68	2.91	5	6.00
	9:37		Middle	1.5	18.90	18.90		7.93	7.93		32.19	32.19		97.8	97.4		7.50	7.47		2.74	2.82		7	
11/2/2011	8:55	Cloudy	Middle	1.5	17.20	17.20	17.25	7.92	7.92	7.91	31.97	31.97	31.98	90.0	89.2	89.7	7.14	7.07	7.11	5.89	4.71	5.15	5	5.50
	8:57		Middle	1.5	17.30	17.30		7.90	7.90		31.99	31.99		90.3	89.3		7.15	7.07		5.12	4.88		6	
14/2/2011	8:15	Cloudy	Middle	1.5	14.50	14.50	14.40	8.02	8.02	8.01	31.89	31.89	31.90	91.0	90.4	91.0	7.63	7.59	7.64	2.47	2.22	2.31	16	11.50
	8:17		Middle	1.5	14.30	14.30		8.00	8.00		31.90	31.90		91.8	90.8		7.70	7.63		2.25	2.31		7	
16/2/2011	15:15	Cloudy	Middle	1.5	15.20	15.20	15.20	7.99	7.99	8.01	31.70	31.70	31.70	91.8	90.8	91.5	7.59	7.51	7.57	2.50	2.45	2.38	7	6.50
	15:18		Middle	1.5	15.20	15.20		8.03	8.03		31.69	31.69		92.0	91.4		7.61	7.56		2.24	2.33		6	
18/2/2011	21:41	Cloudy	Middle	2.5	16.77	16.77	16.76	8.25	8.25	8.25	30.29	30.29	30.30	85.4	83.9	86.2	6.91	6.79	6.97	2.15	2.26	2.26	8	7.00
	21:43		Middle	2.5	16.75	16.75		8.25	8.25		30.31	30.31		87.0	88.3		7.04	7.14		2.53	2.11		6	
21/2/2011	8:12	Cloudy	Middle	1.5	15.20	15.20	15.25	7.91	7.91	7.91	31.64	31.64	31.64	86.2	85.2	85.8	7.11	7.02	7.08	4.18	3.92	3.97	9	8.00
	8:15		Middle	1.5	15.30	15.30		7.90	7.90		31.64	31.64		86.4	85.5		7.13	7.06		3.83	3.96		7	
23/2/2011	8:02	Cloudy	Middle	1.5	15.90	15.90	16.00	7.83	7.83	7.84	31.64	31.64	31.64	87.4	86.4	87.1	7.11	7.03	7.08	4.88	4.06	4.17	10	9.50
	8:05		Middle	1.5	16.10	16.10		7.85	7.85		31.64	31.64		88.1	86.3		7.16	7.02		3.93	3.79		9	
25/2/2011	8:30	Fine	Middle	1.5	17.10	17.10	17.20	7.84	7.84	7.85	31.71	31.71	31.71	88.6	88.2	88.6	7.04	7.00	7.04	3.50	3.87	3.55	6	6.00
	8:33		Middle	1.5	17.30	17.30		7.85	7.85		31.71	31.71		89.2	88.4		7.08	7.02		3.30	3.54		6	



**Water Monitoring Result at WSD9 - Tai Wan
Mid-Ebb Tide**

Date	Time	Weather Condition	Sampling Depth		Water Temperature		pH		Salinity		DO Saturation		DO		Turbidity		Suspended Solids							
					°C		-		ppt		%		mg/L		NTU		mg/L							
			m		Value	Average	Value	Average	Value	Average	Value	Average	Value	Average	Value	Average	Value	Average						
28/1/2011	20:37	Cloudy	Middle	2.0	13.93	13.93	13.99	8.50	8.50	8.50	31.54	31.54	31.54	94.2	94.3	92.6	7.95	7.96	7.82	2.15	2.99	2.75	<2	<2
	20:41		Middle	2.0	13.98	14.11		8.49	8.49		31.54	31.54		91.2	90.8		7.70	7.66		2.79	3.07		<2	
31/1/2011	21:24	Cloudy	Middle	2.0	13.66	13.66	13.65	8.45	8.45	8.45	31.16	31.16	31.17	87.0	84.0	87.2	7.45	7.20	7.48	2.20	2.16	2.14	3	2.50
	21:29		Middle	2.0	13.64	13.64		8.44	8.44		31.17	31.17		93.2	84.7		8.00	7.25		1.86	2.35		2	
3/2/2011	-	-	Middle	-	-	-	-	-	-	-	-	-	-	-	-	-	-	-	-	-	-	-	-	-
	-		Middle	-	-	-		-	-		-	-		-	-		-	-		-	-		-	
7/2/2011	13:22	Cloudy	Middle	3.0	16.20	16.20	16.25	8.18	8.18	8.18	31.57	31.57	31.59	97.6	97.1	97.5	7.85	7.81	7.84	3.14	3.22	3.15	<2	<2
	13:25		Middle	3.0	16.30	16.30		8.18	8.18		31.60	31.60		98.0	97.2		7.88	7.83		3.09	3.14		<2	
9/2/2011	14:15	Cloudy	Middle	2.5	18.00	18.00	18.20	8.04	8.04	8.05	31.86	31.86	31.86	98.1	97.5	97.6	7.60	7.55	7.55	2.77	2.54	2.51	2	2.50
	14:18		Middle	2.5	18.40	18.40		8.06	8.06		31.86	31.86		97.6	97.0		7.54	7.49		2.28	2.44		3	
11/2/2011	17:31	Cloudy	Middle	2.0	15.01	15.01	15.02	8.29	8.29	8.29	30.06	30.06	30.06	91.4	91.6	90.3	7.64	7.66	7.55	1.35	1.34	1.42	2	2.00
	17:33		Middle	2.0	15.02	15.02		8.29	8.29		30.06	30.06		88.7	89.6		7.42	7.49		1.55	1.43		2	
14/2/2011	20:02	Cloudy	Middle	2.0	14.71	14.71	14.71	8.43	8.43	8.43	30.88	30.88	30.88	87.4	90.6	87.1	7.31	7.61	7.31	3.01	2.84	2.73	3	3.50
	20:05		Middle	2.0	14.71	14.71		8.43	8.43		30.88	30.88		79.4	91.1		6.66	7.65		2.40	2.67		4	
16/2/2011	21:15	Foggy	Middle	2.0	15.33	15.33	15.27	8.47	8.47	8.47	30.92	30.92	30.93	90.5	91.7	91.7	7.50	7.60	7.60	2.87	2.54	2.76	5	5.00
	21:17		Middle	2.0	15.21	15.21		8.47	8.47		30.93	30.93		94.4	90.0		7.83	7.46		2.83	2.78		5	
18/2/2011	13:16	Cloudy	Middle	3.0	15.00	15.00	15.00	8.07	8.07	8.08	31.66	31.66	31.66	92.9	92.4	92.9	7.71	7.67	7.71	2.44	2.51	2.25	5	4.00
	13:19		Middle	3.0	15.00	15.00		8.08	8.08		31.66	31.66		93.3	92.9		7.74	7.71		2.15	1.91		3	
21/2/2011	13:12	Cloudy	Middle	2.5	14.90	14.90	14.95	8.06	8.06	8.07	31.71	31.71	31.72	92.7	92.3	92.7	7.70	7.67	7.70	3.93	3.10	3.40	6	5.00
	13:15		Middle	2.5	15.00	15.00		8.08	8.08		31.73	31.73		93.1	92.7		7.72	7.69		3.13	3.45		4	
23/2/2011	14:00	Cloudy	Middle	3.0	16.70	16.70	16.70	8.13	8.13	8.13	31.83	31.83	31.83	97.2	96.4	96.9	7.82	7.75	7.79	2.76	2.74	2.71	5	6.00
	14:03		Middle	3.0	16.70	16.70		8.12	8.12		31.82	31.82		97.6	96.4		7.84	7.73		2.81	2.54		7	
25/2/2011	18:24	Fine	Middle	2.0	18.83	18.83	18.85	8.19	8.19	8.19	29.77	29.77	29.77	89.6	88.0	90.3	6.98	6.85	7.03	2.46	2.30	2.24	8	9.00
	18:30		Middle	2.0	18.83	18.89		8.19	8.19		29.77	29.77		89.7	93.8		6.98	7.30		2.27	1.91		10	



Water Monitoring Result at WSD10 - Cha Kwo Ling
Mid-Ebb Tide

Date	Time	Weather Condition	Sampling Depth		Water Temperature		pH		Salinity		DO Saturation		DO		Turbidity		Suspended Solids							
					°C		-		ppt		%		mg/L		NTU		mg/L							
			m	Value	Average	Value	Average	Value	Average	Value	Average	Value	Average	Value	Average	Value	Average	Value	Average					
28/1/2011	19:46	Cloudy	Middle	2.0	14.09	14.09	14.09	8.47	8.47	8.47	31.39	31.39	31.39	90.4	92.9	91.1	7.66	7.88	7.73	1.53	1.49	1.42	<2	2.00
	19:50		Middle	2.0	14.09	14.09		8.47	8.47		31.39	31.39		91.4	89.8		7.75	7.61		1.30	1.35		2	
31/1/2011	20:32	Cloudy	Middle	2.0	13.54	13.54	13.51	8.46	8.46	8.46	31.03	31.03	31.05	94.0	88.2	88.9	8.07	7.58	7.63	1.97	1.46	1.58	4	3.50
	20:35		Middle	2.0	13.47	13.47		8.45	8.45		31.07	31.07		88.4	84.9		7.59	7.29		1.42	1.48		3	
3/2/2011	-	-	Middle	-	-	-	-	-	-	-	-	-	-	-	-	-	-	-	-	-	-	-	-	-
	-		Middle	-	-	-		-	-		-	-		-	-		-	-		-	-		-	
7/2/2011	13:50	Cloudy	Middle	3.0	16.80	16.80	16.90	8.33	8.33	8.27	32.22	32.22	32.13	99.1	98.7	99.0	7.86	7.78	7.82	2.32	2.30	2.25	<2	3.00
	13:53		Middle	3.0	17.00	17.00		8.21	8.21		32.04	32.03		99.4	98.6		7.85	7.77		2.15	2.22		3	
9/2/2011	14:43	Cloudy	Middle	2.5	18.00	18.00	18.25	8.09	8.09	8.10	31.82	31.82	31.81	106.6	105.7	106.5	8.30	8.22	8.28	3.00	2.52	2.62	3	3.50
	14:46		Middle	2.5	18.50	18.50		8.10	8.10		31.79	31.79		107.2	106.4		8.33	8.26		2.64	2.31		4	
11/2/2011	16:49	Cloudy	Middle	2.0	15.14	15.14	15.13	8.47	8.47	8.47	30.67	30.67	30.68	89.7	90.4	88.1	7.48	7.53	7.34	1.57	1.98	1.64	4	3.50
	16:52		Middle	2.0	15.11	15.11		8.47	8.47		30.68	30.68		86.1	86.1		7.18	7.18		1.34	1.66		3	
14/2/2011	19:01	Cloudy	Middle	2.0	14.89	14.89	14.90	8.47	8.47	8.47	30.81	30.79	30.80	88.9	90.6	89.4	7.39	7.54	7.44	2.00	1.75	1.79	3	3.50
	19:04		Middle	2.0	14.90	14.90		8.47	8.47		30.80	30.80		88.7	89.5		7.37	7.45		1.68	1.73		4	
16/2/2011	20:36	Foggy	Middle	2.0	15.56	15.56	15.56	8.45	8.45	8.45	30.91	30.91	30.92	92.8	91.8	90.8	7.66	7.50	7.46	2.51	2.49	2.66	6	5.00
	20:40		Middle	2.0	15.55	15.56		8.45	8.45		30.92	30.92		90.8	87.9		7.49	7.19		2.72	2.90		4	
18/2/2011	12:50	Cloudy	Middle	2.5	15.10	15.10	15.10	8.08	8.08	8.09	31.61	31.61	31.62	93.0	92.2	92.7	7.72	7.65	7.70	1.88	1.90	1.91	6	5.00
	12:53		Middle	2.5	15.10	15.10		8.09	8.09		31.62	31.62		93.3	92.4		7.75	7.66		2.01	1.83		4	
21/2/2011	13:42	Cloudy	Middle	2.5	15.00	15.00	15.05	8.08	8.08	8.08	31.66	31.66	31.66	91.2	90.6	91.0	7.57	7.51	7.55	7.02	6.81	6.68	13	12.00
	13:45		Middle	2.5	15.10	15.10		8.07	8.07		31.65	31.65		91.7	90.6		7.60	7.50		6.60	6.27		11	
23/2/2011	14:25	Cloudy	Middle	3.0	16.10	16.10	16.30	8.05	8.05	8.06	31.83	31.83	31.77	96.2	95.3	96.1	7.76	7.69	7.75	2.71	2.49	2.43	4	4.50
	14:28		Middle	3.0	16.50	16.50		8.07	8.07		31.71	31.71		96.3	96.4		7.76	7.77		2.28	2.25		5	
25/2/2011	17:17	Fine	Middle	2.0	18.58	18.58	18.58	8.19	8.19	8.19	30.77	30.77	30.77	90.1	87.8	87.7	7.02	6.84	6.83	3.06	3.03	2.78	6	6.50
	17:21		Middle	2.0	18.58	18.58		8.19	8.19		30.77	30.77		85.4	87.5		6.65	6.82		2.55	2.48		7	



**Water Monitoring Result at WSD15 - Sai Wan Ho
Mid-Ebb Tide**

Date	Time	Weather Condition	Sampling Depth		Water Temperature		pH			Salinity		DO Saturation		DO		Turbidity		Suspended Solids						
					°C		-		ppt		%		mg/L		NTU		mg/L							
			m		Value	Average	Value	Average	Value	Average	Value	Average	Value	Average	Value	Average	Value	Average	Value	Average				
28/1/2011	1:54	Cloudy	Middle	3	14.02	14.02	14.02	8.04	8.04	8.04	28.64	28.64	28.65	80.2	75.7	75.2	6.96	6.57	6.59	3.82	3.76	3.79	27	16.50
	2:01		Middle	3	14.02	14.02		8.04	8.04		28.66	28.66		74.7	70.2		6.48	6.33		3.83	3.73		6	
31/1/2011	1:51	Cloudy	Middle	3	13.54	13.54	13.53	8.45	8.45	8.45	31.20	31.20	31.21	94.9	89.0	91.7	8.14	7.63	7.86	3.87	3.05	3.33	7	6.00
	1:54		Middle	3	13.52	13.52		8.45	8.45		31.22	31.22		93.7	89.0		8.04	7.63		2.99	3.42		5	
3/2/2011	-	-	Middle	-	-	-	-	-	-	-	-	-	-	-	-	-	-	-	-	-	-	-	-	-
	-		Middle	-	-	-		-	-		-	-		-	-		-	-		-	-		-	
7/2/2011	14:12	Cloudy	Middle	3	16.80	16.80	16.85	8.17	8.17	8.14	31.91	31.91	31.91	98.1	97.8	97.8	7.79	7.76	7.76	2.99	2.70	2.73	2	2.00
	14:15		Middle	3	16.90	16.90		8.11	8.11		31.91	31.91		98.0	97.4		7.77	7.72		2.62	2.62		2	
9/2/2011	15:03	Cloudy	Middle	3	17.50	17.50	17.70	8.06	8.06	8.06	31.51	31.51	31.52	99.0	98.0	98.7	7.78	7.70	7.74	3.18	2.59	2.73	3	4.00
	15:06		Middle	3	17.90	17.90		8.06	8.06		31.53	31.53		99.1	98.5		7.76	7.71		2.51	2.64		5	
11/2/2011	21:42	Cloudy	Middle	3	14.54	14.54	14.48	8.45	8.45	8.45	30.83	30.83	30.83	85.1	88.7	87.3	7.19	7.49	7.37	8.08	7.99	7.94	27	28.00
	21:47		Middle	3	14.42	14.42		8.45	8.45		30.83	30.83		87.7	87.5		7.41	7.39		8.10	7.58		29	
14/2/2011	0:41	Cloudy	Middle	3	14.85	14.85	14.85	8.41	8.41	8.41	30.74	30.74	30.74	87.0	86.0	87.5	7.29	7.21	7.33	4.22	4.13	4.61	6	6.00
	0:44		Middle	3	14.85	14.85		8.41	8.41		30.74	30.74		87.6	89.2		7.34	7.47		4.99	5.08		40*	
16/2/2011	1:39	Foggy	Middle	3	15.73	15.73	15.73	8.44	8.44	8.45	30.85	30.85	30.86	85.9	90.9	89.1	7.07	7.48	7.33	2.84	2.31	2.66	5	5.00
	1:41		Middle	3	15.72	15.72		8.45	8.45		30.86	30.86		90.6	88.8		7.45	7.31		2.80	2.68		5	
18/2/2011	12:30	Cloudy	Middle	3	14.90	14.90	14.95	8.03	8.03	8.06	31.71	31.71	31.71	91.5	90.8	91.3	7.60	7.54	7.58	2.29	2.18	2.25	4	4.00
	12:33		Middle	3	15.00	15.00		8.09	8.09		31.70	31.70		91.9	90.9		7.63	7.55		2.32	2.22		4	
21/2/2011	14:07	Cloudy	Middle	3	15.20	15.20	15.30	8.08	8.08	8.09	31.74	31.74	31.75	92.0	91.3	92.0	7.58	7.52	7.58	4.21	3.13	3.40	6	5.50
	14:10		Middle	3	15.40	15.40		8.10	8.10		31.75	31.75		92.6	92.0		7.63	7.58		3.16	3.09		5	
23/2/2011	14:45	Cloudy	Middle	3	15.90	15.90	16.05	8.08	8.08	8.08	31.90	31.90	31.84	93.4	92.8	93.2	7.58	7.52	7.56	2.54	2.42	2.50	5	5.00
	14:48		Middle	3	16.20	16.20		8.08	8.08		31.77	31.77		93.7	92.9		7.59	7.54		2.55	2.47		5	
25/2/2011	22:39	Fine	Middle	3	18.62	18.62	18.62	8.10	8.10	8.10	30.51	30.51	30.51	91.3	90.9	89.3	7.11	7.08	6.95	3.08	2.84	2.86	4	4.00
	22:43		Middle	3	18.62	18.62		8.10	8.10		30.51	30.51		85.6	89.2		6.67	6.95		2.76	2.77		4	



**Water Monitoring Result at WSD17 - Quarry Bay
Mid-Ebb Tide**

Date	Time	Weather Condition	Sampling Depth		Water Temperature		pH			Salinity		DO Saturation		DO		Turbidity		Suspended Solids						
			m		°C		-		ppt		%		mg/L		NTU		mg/L							
					Value	Average	Value	Average	Value	Average	Value	Average	Value	Average	Value	Average	Value	Average						
28/1/2011	1:16	Cloudy	Middle	3	13.56	13.56	13.56	8.54	8.54	8.52	29.92	29.92	29.92	90.4	84.2	86.7	7.81	7.28	7.50	3.89	3.16	3.48	6	5.00
	1:20		Middle	3	13.56	13.56		8.49	8.49		29.92	29.92		87.5	84.6		7.58	7.31		3.29	3.58		4	
31/1/2011	1:20	Cloudy	Middle	3	13.39	13.39	13.39	8.43	8.43	8.43	31.00	31.00	31.00	88.7	91.7	90.9	7.64	7.90	7.84	3.14	3.86	3.25	3	3.50
	1:24		Middle	3	13.39	13.39		8.43	8.43		31.00	31.00		90.7	92.4		7.87	7.96		3.03	2.98		4	
3/2/2011	-	-	Middle	-	-	-	-	-	-	-	-	-	-	-	-	-	-	-	-	-	-	-	-	-
	-		Middle	-	-	-		-	-		-	-		-	-		-	-		-	-		-	
7/2/2011	14:30	Cloudy	Middle	3	16.60	16.60	16.80	8.00	8.00	8.01	31.82	31.82	31.83	90.9	89.7	90.3	7.26	7.16	7.21	4.00	3.33	3.51	5	4.50
	14:33		Middle	3	17.00	17.00		8.01	8.01		31.84	31.84		90.6	90.1		7.23	7.19		3.49	3.21		4	
9/2/2011	15:23	Cloudy	Middle	3	17.50	17.50	17.75	8.00	8.00	8.00	31.81	31.81	31.80	93.6	92.6	94.0	7.34	7.25	7.35	3.47	3.22	3.25	6	7.00
	15:26		Middle	3	18.00	18.00		8.00	8.00		31.79	31.79		95.2	94.7		7.43	7.39		3.19	3.13		8	
11/2/2011	21:15	Cloudy	Middle	3	14.67	14.67	14.56	8.43	8.43	8.41	30.56	30.56	30.69	88.8	85.9	86.3	7.65	7.25	7.32	3.43	2.90	3.00	9	6.00
	21:20		Middle	3	14.44	14.44		8.39	8.39		30.82	30.82		85.4	84.9		7.22	7.17		2.41	3.24		3	
14/2/2011	0:19	Cloudy	Middle	3	14.59	14.59	14.59	8.43	8.43	8.43	30.74	30.74	30.74	90.3	91.6	89.5	7.63	7.72	7.54	4.75	4.77	4.52	12	11.00
	0:22		Middle	3	14.59	14.59		8.43	8.43		30.74	30.74		87.9	88.1		7.40	7.42		4.44	4.11		10	
16/2/2011	1:10	Foggy	Middle	3	15.35	15.35	15.37	8.43	8.43	8.43	30.81	30.81	30.82	85.3	86.4	85.4	7.07	7.15	7.08	3.58	3.80	4.19	7	8.00
	1:13		Middle	3	15.39	15.39		8.43	8.44		30.82	30.82		83.7	86.1		6.94	7.14		4.76	4.60		9	
18/2/2011	12:12	Cloudy	Middle	3	15.10	15.10	15.10	8.33	8.33	8.26	31.60	31.60	31.60	93.0	92.3	92.3	7.71	7.65	7.65	4.63	4.55	4.38	10	10.00
	12:15		Middle	3	15.10	15.10		8.19	8.19		31.60	31.60		92.3	91.7		7.65	7.60		4.39	3.96		10	
21/2/2011	14:27	Cloudy	Middle	3	15.10	15.10	15.20	8.08	8.08	8.08	31.67	31.67	31.67	90.0	89.0	89.7	7.44	7.35	7.40	5.27	5.30	4.98	8	8.00
	14:30		Middle	3	15.30	15.30		8.07	8.07		31.66	31.66		90.1	89.5		7.43	7.39		4.49	4.86		8	
23/2/2011	15:02	Cloudy	Middle	3	15.60	15.60	15.70	8.07	8.07	8.07	31.67	31.67	31.67	90.5	90.1	90.2	7.41	7.37	7.38	3.29	3.47	3.29	8	7.00
	15:05		Middle	3	15.80	15.80		8.06	8.06		31.67	31.67		90.8	89.4		7.43	7.31		3.22	3.19		6	
25/2/2011	22:11	Fine	Middle	3	18.39	18.39	18.39	8.08	8.08	8.08	30.55	30.55	30.55	80.8	81.4	81.3	6.32	6.37	6.37	2.43	2.31	2.50	6	7.00
	22:16		Middle	3	18.39	18.39		8.08	8.08		30.55	30.55		80.6	82.4		6.30	6.50		2.77	2.50		8	



**Water Monitoring Result at C9 - Provident Centre
Mid-Ebb Tide**

Date	Time	Weather Condition	Sampling Depth		Water Temperature		pH			Salinity		DO Saturation		DO		Turbidity		Suspended Solids						
			m		°C		-		ppt		%		mg/L		NTU		mg/L							
					Value	Average	Value	Average	Value	Average	Value	Average	Value	Average	Value	Average	Value	Average						
28/1/2011	0:53	Cloudy	Middle	2	13.87	13.87	13.87	8.35	8.35	8.35	31.07	31.07	31.07	85.8	82.7	82.8	7.33	7.06	7.07	3.87	4.18	4.38	8	9.00
	0:58		Middle	2	13.87	13.87		8.35	8.35		31.07	31.07		80.7	81.8		6.89	6.99		4.72	4.76		10	
31/1/2011	0:58	Cloudy	Middle	2	14.89	14.89	14.89	8.42	8.42	8.43	30.36	30.36	30.36	84.5	86.7	85.5	7.15	7.34	7.24	4.84	4.44	4.93	8	7.00
	1:02		Middle	2	14.89	14.89		8.43	8.43		30.36	30.36		85.7	85.1		7.25	7.21		5.33	5.12		6	
3/2/2011	-	-	Middle	-	-	-	-	-	-	-	-	-	-	-	-	-	-	-	-	-	-	-	-	-
	-		Middle	-	-	-		-	-		-	-		-	-		-	-		-	-		-	
7/2/2011	16:18	Cloudy	Middle	2	16.50	16.50	16.70	8.00	8.00	8.00	31.97	31.97	31.90	88.1	88.3	88.1	7.06	7.07	7.05	7.12	6.57	6.69	8	8.50
	16:20		Middle	2	16.90	16.90		7.99	7.99		31.83	31.83		88.5	87.3		7.08	6.97		6.56	6.50		9	
9/2/2011	17:30	Cloudy	Middle	2	17.50	17.50	17.60	7.94	7.94	7.95	31.75	31.75	31.75	86.1	85.8	86.5	6.78	6.76	6.81	4.07	4.09	4.13	6	6.00
	17:33		Middle	2	17.70	17.70		7.95	7.95		31.75	31.75		87.3	86.9		6.86	6.83		4.08	4.26		6	
11/2/2011	20:44	Cloudy	Middle	2	16.26	16.26	16.26	8.10	8.10	8.10	30.23	30.23	30.23	80.5	81.2	81.1	6.58	6.63	6.63	5.18	5.51	5.57	6	7.00
	20:48		Middle	2	16.25	16.25		8.10	8.10		30.23	30.23		81.3	81.3		6.65	6.64		5.46	6.11		8	
14/2/2011	0:00	Cloudy	Middle	2	15.16	15.16	15.16	8.40	8.41	8.41	30.15	30.15	30.15	89.6	84.4	86.6	7.49	7.05	7.24	4.45	4.47	4.26	5	6.50
	0:03		Middle	2	15.16	15.16		8.41	8.41		30.15	30.15		84.4	88.0		7.05	7.35		4.11	4.02		8	
16/2/2011	0:39	Foggy	Middle	2	16.06	16.06	16.20	8.35	8.35	8.35	30.00	30.00	30.01	88.5	85.8	86.5	7.25	7.03	7.08	6.11	6.18	6.11	15	13.50
	0:42		Middle	2	16.33	16.33		8.35	8.35		30.01	30.01		85.1	86.4		6.97	7.07		6.03	6.10		12	
18/2/2011	11:58	Cloudy	Middle	2	15.20	15.20	15.20	8.05	8.05	8.06	31.65	31.65	31.64	91.5	90.9	91.5	7.57	7.52	7.57	6.74	5.80	6.13	16	<u>17.00</u>
	12:01		Middle	2	15.20	15.20		8.06	8.06		31.62	31.62		92.0	91.7		7.60	7.58		6.25	5.74		18	
21/2/2011	15:55	Cloudy	Middle	2	15.20	15.20	15.30	8.02	8.02	8.02	31.57	31.57	31.55	86.1	85.2	85.8	7.11	7.03	7.08	6.54	5.93	5.97	14	13.00
	15:58		Middle	2	15.40	15.40		8.01	8.01		31.52	31.52		86.3	85.5		7.12	7.05		5.69	5.71		12	
23/2/2011	16:37	Cloudy	Middle	2	15.80	15.80	15.90	8.01	8.01	8.00	31.60	31.60	31.55	85.5	84.1	85.0	6.95	6.83	6.90	6.99	6.33	6.30	12	12.50
	16:40		Middle	2	16.00	16.00		7.98	7.98		31.50	31.50		86.0	84.2		6.99	6.84		6.03	5.83		13	
25/2/2011	21:53	Fine	Middle	2	18.03	18.03	18.10	7.92	7.93	7.97	30.46	30.46	30.46	82.5	84.9	82.3	6.49	6.67	6.47	5.88	5.58	5.59	10	9.50
	21:58		Middle	2	18.17	18.17		8.01	8.01		30.46	30.46		81.1	80.5		6.38	6.33		5.61	5.30		9	



**Water Monitoring Result at C8 - City Garden
Mid-Ebb Tide**

Date	Time	Weather Condition	Sampling Depth		Water Temperature		pH			Salinity		DO Saturation		DO		Turbidity		Suspended Solids						
			m		°C		-		ppt		%		mg/L		NTU		mg/L							
					Value	Average	Value	Average	Value	Average	Value	Average	Value	Average	Value	Average	Value	Average						
28/1/2011	0:27	Cloudy	Middle	2	13.85	13.85	13.85	8.33	8.33	8.33	31.22	31.22	31.22	85.3	86.1	85.3	7.27	7.35	7.28	6.39	7.36	6.99	9	7.50
	0:32		Middle	2	13.85	13.85		8.33	8.33		31.22	31.22		84.9	85.0		7.24	7.25		7.16	7.06		6	
31/1/2011	0:34	Cloudy	Middle	2	14.55	14.55	14.55	8.25	8.25	8.25	28.88	28.88	28.88	78.1	79.2	77.4	6.66	6.82	6.62	10.60	9.68	9.89	6	6.50
	0:41		Middle	2	14.55	14.55		8.25	8.25		28.88	28.88		76.8	75.4		6.55	6.44		9.69	9.60		7	
3/2/2011	-	-	Middle	-	-	-	-	-	-	-	-	-	-	-	-	-	-	-	-	-	-	-	-	-
	-		Middle	-	-	-		-	-		-	-		-	-		-	-		-	-		-	
7/2/2011	16:00	Cloudy	Middle	2	17.40	17.40	17.40	7.99	7.99	8.00	31.85	31.85	31.85	89.1	87.8	89.2	7.05	6.94	7.05	8.25	8.50	8.13	10	11.50
	16:03		Middle	2	17.40	17.40		8.00	8.00		31.85	31.85		90.2	89.7		7.13	7.08		7.75	8.00		13	
9/2/2011	17:15	Cloudy	Middle	2	17.80	17.80	17.95	8.06	8.06	8.05	31.72	31.72	31.71	85.8	84.8	85.5	6.71	6.63	6.68	6.83	6.49	6.62	8	8.50
	17:18		Middle	2	18.10	18.10		8.03	8.03		31.70	31.70		86.1	85.1		6.72	6.64		6.66	6.49		9	
11/2/2011	20:21	Cloudy	Middle	2	16.64	16.64	16.65	8.09	8.09	8.10	29.77	29.77	29.77	81.9	82.9	81.6	6.66	6.74	6.64	8.60	7.73	7.92	11	11.00
	20:23		Middle	2	16.65	16.65		8.10	8.10		29.77	29.77		81.5	80.0		6.63	6.51		7.39	7.95		11	
14/2/2011	23:45	Cloudy	Middle	2	14.86	14.86	14.91	8.30	8.30	8.30	29.60	29.60	29.60	64.9	65.3	67.0	5.46	5.49	5.64	13.20	14.80	13.73	23	23.00
	23:47		Middle	2	14.96	14.96		8.30	8.30		29.60	29.60		69.3	68.5		5.83	5.77		13.40	13.50		23	
16/2/2011	0:51	Foggy	Middle	2	16.02	16.02	16.03	8.30	8.30	8.30	30.22	30.22	30.22	85.0	85.1	83.7	6.98	6.98	6.86	9.24	9.21	9.06	13	12.50
	0:53		Middle	2	16.03	16.03		8.30	8.30		30.22	30.22		81.1	83.4		6.65	6.84		8.96	8.84		12	
18/2/2011	11:48	Cloudy	Middle	2	15.40	15.40	15.45	8.13	8.13	8.11	31.26	31.26	31.24	88.7	88.0	88.3	7.31	7.26	7.27	8.11	8.04	8.00	10	11.50
	11:51		Middle	2	15.50	15.50		8.09	8.09		31.22	31.22		88.6	87.7		7.30	7.20		8.08	7.76		13	
21/2/2011	15:33	Cloudy	Middle	2	15.20	15.20	15.30	8.01	8.01	8.03	31.58	31.58	31.55	85.0	83.6	84.9	7.01	6.89	7.00	7.30	6.75	7.06	14	13.50
	15:36		Middle	2	15.40	15.40		8.04	8.04		31.51	31.51		85.3	85.7		7.03	7.06		6.62	7.55		13	
23/2/2011	16:25	Cloudy	Middle	2	16.80	16.80	16.95	8.08	8.08	8.06	31.53	31.53	31.53	87.6	86.7	87.7	6.99	6.91	6.99	5.86	5.69	5.65	16	14.50
	16:28		Middle	2	17.10	17.10		8.03	8.03		31.52	31.52		88.5	87.8		7.05	6.99		5.59	5.44		13	
25/2/2011	21:39	Fine	Middle	2	18.20	18.20	18.20	7.94	7.94	7.94	30.33	30.33	30.33	77.9	71.7	73.5	6.13	5.64	5.78	6.25	6.14	5.94	9	9.50
	21:43		Middle	2	18.20	18.20		7.94	7.94		30.33	30.33		70.6	73.6		5.55	5.79		5.93	5.43		10	



**Water Monitoring Result at C7 - Windsor House
Mid-Ebb Tide**

Date	Time	Weater Condition	Sampling Depth		Water Temperature		pH			Salinity		DO Saturation		DO		Turbidity		Suspended Solids						
					°C		-		ppt		%		mg/L		NTU		mg/L							
			m	Value	Average	Value	Average	Value	Average	Value	Average	Value	Average	Value	Average	Value	Average	Value	Average					
28/1/2011	23:58	Cloudy	Middle	2	14.07	14.07	14.07	8.25	8.25	8.25	30.86	30.86	30.86	83.6	82.7	82.9	7.11	7.04	7.04	3.04	2.95	3.05	4	3.00
	0:03		Middle	2	14.07	14.07		8.25	8.25		30.86	30.86		80.7	84.4		6.83	7.19		3.10	3.12		2	
31/1/2011	0:08	Cloudy	Middle	2	14.35	14.35	14.35	8.39	8.39	8.38	30.91	30.91	30.91	84.2	85.0	83.1	7.12	7.20	7.03	3.09	3.32	3.13	6	5.00
	0:12		Middle	2	14.35	14.35		8.37	8.37		30.91	30.91		80.3	82.9		6.78	7.01		3.06	3.05		4	
3/2/2011	-	-	Middle	-	-	-	-	-	-	-	-	-	-	-	-	-	-	-	-	-	-	-	-	-
	-		Middle	-	-	-		-	-		-	-		-	-		-	-		-	-		-	
7/2/2011	15:40	Cloudy	Middle	2	17.10	17.10	17.35	7.98	7.98	7.95	31.57	31.57	31.56	81.1	80.1	80.7	6.41	6.32	6.37	4.55	4.63	4.47	5	4.50
	15:42		Middle	2	17.60	17.60		7.92	7.92		31.54	31.54		81.2	80.5		6.41	6.34		4.35	4.33		4	
9/2/2011	16:40	Cloudy	Middle	2	17.90	17.90	17.95	7.91	7.91	7.89	31.45	31.45	31.45	79.9	78.4	79.5	6.13	6.08	6.15	3.25	3.26	3.13	3	4.00
	16:42		Middle	2	18.00	18.00		7.87	7.87		31.45	31.45		79.1	80.4		6.14	6.23		2.99	3.01		5	
11/2/2011	20:00	Cloudy	Middle	2	15.14	15.13	15.13	8.25	8.25	8.25	30.67	30.67	30.67	78.2	75.0	78.3	6.52	6.25	6.48	3.41	3.08	3.18	4	3.50
	20:03		Middle	2	15.13	15.13		8.25	8.25		30.67	30.67		78.6	81.4		6.38	6.77		3.08	3.15		3	
14/2/2011	21:30	Cloudy	Middle	2	14.95	14.95	14.95	8.31	8.31	8.31	30.14	30.14	30.14	83.6	83.2	81.0	7.01	6.98	6.80	3.63	3.73	3.66	4	4.00
	21:32		Middle	2	14.95	14.95		8.31	8.31		30.14	30.14		78.1	79.2		6.55	6.65		3.60	3.69		4	



**Water Monitoring Result at C6 - Excelsior Hotel
Mid-Ebb Tide**

Date	Time	Weather Condition	Sampling Depth		Water Temperature		pH			Salinity		DO Saturation		DO		Turbidity		Suspended Solids						
			m		°C		-		ppt		%		mg/L		NTU		mg/L							
					Value	Average	Value	Average	Value	Average	Value	Average	Value	Average	Value	Average	Value	Average						
28/1/2011	23:41	Cloudy	Middle	2	14.23	14.23	14.23	8.28	8.28	8.28	31.12	31.12	31.12	92.3	92.6	92.1	7.81	7.84	7.80	3.62	4.00	3.65	7	6.50
	23:44		Middle	2	14.23	14.23		8.28	8.28		31.12	31.12		91.5	92.0		7.74	7.79		3.70	3.27		6	
31/1/2011	23:46	Cloudy	Middle	2	14.44	14.44	14.43	8.29	8.29	8.29	29.68	29.68	29.68	81.2	79.9	78.6	6.91	6.79	6.73	8.02	8.00	8.10	14	13.00
	23:50		Middle	2	14.42	14.42		8.29	8.29		29.68	29.68		77.2	76.2		6.72	6.48		8.47	7.90		12	
3/2/2011	-	-	Middle	-	-	-	-	-	-	-	-	-	-	-	-	-	-	-	-	-	-	-	-	-
	-		Middle	-	-	-		-	-		-	-		-	-		-	-		-	-		-	
7/2/2011	15:38	Cloudy	Middle	2	18.20	18.20	18.45	7.88	7.88	7.88	31.36	31.36	31.35	75.1	74.4	76.0	5.83	5.76	5.88	16.70	15.50	15.63	20	21.00
	15:40		Middle	2	18.70	18.70		7.88	7.88		31.33	31.33		76.7	77.9		5.93	6.01		15.10	15.20		22	
9/2/2011	16:35	Cloudy	Middle	2	18.20	18.20	18.25	7.82	7.82	7.82	31.15	31.15	31.15	71.9	72.5	72.7	5.60	5.69	5.69	4.04	3.67	3.70	6	5.50
	16:37		Middle	2	18.30	18.30		7.82	7.82		31.14	31.14		73.1	73.4		5.74	5.74		3.57	3.52		5	
11/2/2011	19:43	Cloudy	Middle	2	15.33	15.37	15.47	8.03	8.03	8.04	30.45	30.45	30.44	70.4	71.3	72.3	5.82	5.39	5.89	2.47	2.34	2.24	2	2.00
	19:46		Middle	2	15.58	15.58		8.04	8.04		30.43	30.43		69.6	77.8		5.90	6.43		2.04	2.11		<2	
14/2/2011	21:04	Cloudy	Middle	2	14.88	14.88	14.88	8.29	8.29	8.30	30.21	30.21	30.21	79.8	77.1	77.2	6.71	6.48	6.48	3.98	3.40	3.49	<2	3.00
	21:08		Middle	2	14.88	14.88		8.30	8.30		30.21	30.21		75.0	76.7		6.30	6.44		3.28	3.30		3	
16/2/2011	0:03	Foggy	Middle	2	15.81	15.81	15.81	8.24	8.24	8.24	30.30	30.30	30.31	87.6	83.3	84.4	7.22	6.86	6.95	2.17	2.28	2.24	<2	4.00
	0:06		Middle	2	15.81	15.81		8.23	8.23		30.31	30.31		81.4	85.1		6.71	7.01		2.35	2.15		4	
18/2/2011	11:18	Cloudy	Middle	2	15.60	15.60	15.65	7.94	7.94	7.93	31.13	31.13	31.13	76.3	75.3	76.1	6.27	6.18	6.25	3.74	3.40	3.60	9	10.00
	11:20		Middle	2	15.70	15.70		7.92	7.92		31.13	31.13		76.5	76.4		6.28	6.27		3.65	3.59		11	
21/2/2011	15:07	Cloudy	Middle	2	15.90	15.90	15.90	7.90	7.90	7.89	30.94	30.94	30.96	76.2	75.3	76.2	6.24	6.16	6.23	3.01	3.60	3.16	6	7.00
	15:09		Middle	2	15.90	15.90		7.88	7.88		30.97	30.97		77.0	76.1		6.30	6.23		2.91	3.12		8	
23/2/2011	15:30	Cloudy	Middle	2	19.40	19.40	19.35	7.90	7.90	7.91	31.10	31.10	31.11	73.7	74.4	74.5	5.66	5.70	5.71	7.56	7.53	7.34	13	12.00
	15:32		Middle	2	19.30	19.30		7.91	7.91		31.11	31.11		74.1	75.6		5.67	5.79		7.22	7.06		11	
25/2/2011	21:15	Fine	Middle	2	17.96	17.96	17.96	7.94	7.94	7.94	30.02	30.02	30.01	78.6	74.5	74.0	6.22	5.89	5.83	3.49	3.40	3.46	5	4.50
	21:20		Middle	2	17.96	17.96		7.94	7.94		30.00	29.99		70.5	72.3		5.50	5.72		3.39	3.55		4	



**Water Monitoring Result at C1 - HKCEC
Mid-Ebb Tide**

Date	Time	Weather Condition	Sampling Depth		Water Temperature		pH			Salinity		DO Saturation		DO		Turbidity		Suspended Solids						
			m		°C		-		ppt		%		mg/L		NTU		mg/L							
					Value	Average	Value	Average	Value	Average	Value	Average	Value	Average	Value	Average	Value	Average						
28/1/2011	21:16	Cloudy	Middle	2.0	14.10	14.10	14.10	8.48	8.48	8.48	31.36	31.36	31.36	79.6	82.7	81.5	6.75	7.00	6.91	2.69	2.71	2.66	6	5.00
	21:20		Middle	2.0	14.10	14.10		8.48	8.48		31.36	31.36		83.5	80.2		7.07	6.80		2.61	2.63		4	
31/1/2011	22:48	Cloudy	Middle	2.0	13.65	13.65	13.65	8.34	8.34	8.34	31.14	31.14	31.14	82.4	88.9	86.0	7.05	7.61	7.36	2.43	2.58	2.28	3	3.00
	22:53		Middle	2.0	13.65	13.65		8.34	8.34		31.13	31.13		86.7	86.1		7.42	7.37		2.11	2.00		3	
3/2/2011	-	-	Middle	-	-	-	-	-	-	-	-	-	-	-	-	-	-	-	-	-	-	-	-	-
	-		Middle	-	-	-		-	-		-	-		-	-		-	-		-	-		-	
7/2/2011	15:05	Cloudy	Middle	2.0	18.30	18.30	18.25	8.19	8.19	8.19	32.00	32.00	32.00	90.0	90.1	90.0	6.96	6.96	6.95	3.06	2.86	2.92	3	3.00
	15:08		Middle	2.0	18.20	18.20		8.19	8.19		32.00	32.00		89.9	90.0		6.94	6.95		3.00	2.76		3	
9/2/2011	17:04	Cloudy	Middle	2.5	18.60	18.60	18.60	8.11	8.11	8.12	33.00	33.00	33.00	90.8	90.4	90.3	6.93	6.92	6.90	4.06	4.09	3.86	5	5.50
	17:07		Middle	2.5	18.60	18.60		8.12	8.12		33.00	33.00		90.1	89.9		6.88	6.87		3.59	3.70		6	
11/2/2011	18:21	Cloudy	Middle	2.0	15.55	15.47	15.28	8.29	8.29	8.25	31.00	31.00	30.99	81.9	82.4	81.3	6.79	6.84	6.77	2.81	3.20	2.83	6	6.00
	18:23		Middle	2.0	15.05	15.05		8.21	8.21		30.97	30.97		78.0	82.8		6.60	6.85		2.77	2.52		6	
14/2/2011	21:33	Cloudy	Middle	2.0	14.04	14.04	14.04	8.21	8.21	8.22	30.25	30.25	30.28	93.8	93.0	93.4	7.98	7.92	7.95	2.89	3.28	3.06	5	5.50
	21:36		Middle	2.0	14.03	14.03		8.23	8.23		30.31	30.31		93.5	93.4		7.96	7.95		3.19	2.86		6	
16/2/2011	22:57	Foggy	Middle	2.0	15.61	15.61	15.61	8.34	8.34	8.34	30.76	30.76	30.76	85.4	88.8	85.4	7.04	7.32	7.04	3.66	4.16	3.60	7	6.50
	23:00		Middle	2.0	15.61	15.61		8.34	8.34		30.76	30.76		84.3	83.1		6.95	6.85		3.36	3.21		6	
18/2/2011	11:56	Cloudy	Middle	2.0	16.30	16.30	16.33	8.24	8.24	8.24	32.20	32.20	32.20	87.5	87.3	87.3	7.06	7.05	7.04	5.93	5.38	5.52	7	8.00
	11:59		Middle	2.0	16.30	16.40		8.24	8.24		32.20	32.20		87.2	87.1		7.04	7.02		5.32	5.45		9	
21/2/2011	14:36	Cloudy	Middle	2.0	16.40	16.50	16.40	8.18	8.18	8.18	34.60	34.60	34.60	88.2	88.3	88.1	7.01	7.01	7.00	6.48	6.34	6.39	8	9.00
	14:39		Middle	2.0	16.40	16.30		8.17	8.18		34.60	34.60		88.0	87.9		6.99	6.98		6.53	6.19		10	
23/2/2011	16:03	Cloudy	Middle	2.0	17.20	17.20	17.20	8.17	8.17	8.17	32.40	32.40	32.40	91.7	91.6	91.6	7.25	7.24	7.24	3.84	3.24	3.32	8	7.00
	16:06		Middle	2.0	17.20	17.20		8.17	8.17		32.40	32.40		91.6	91.4		7.23	7.22		3.17	3.04		6	
25/2/2011	18:21	Fine	Middle	2.0	19.68	19.68	19.68	8.10	8.10	8.10	30.59	30.59	30.59	82.0	79.9	81.9	6.26	6.09	6.25	3.40	3.98	3.61	6	5.00
	18:24		Middle	2.0	19.68	19.68		8.10	8.10		30.59	30.59		84.1	81.6		6.42	6.23		3.79	3.26		4	



**Water Monitoring Result at C2 - TH / APA / SOC
Mid-Ebb Tide**

Date	Time	Weather Condition	Sampling Depth		Water Temperature		pH			Salinity		DO Saturation		DO		Turbidity		Suspended Solids						
					°C		-		ppt		%		mg/L		NTU		mg/L							
			m		Value	Average	Value	Average	Value	Average	Value	Average	Value	Average	Value	Average	Value	Average	Value	Average				
28/1/2011	22:23	Cloudy	Middle	2.0	14.33	14.33	14.33	8.43	8.43	8.43	30.06	30.06	30.06	83.6	75.3	80.1	7.11	6.40	6.81	1.73	1.98	1.92	3	2.50
	22:28		Middle	2.0	14.33	14.33		8.42	8.42		30.06	30.06		80.5	81.0		6.84	6.88		2.03	1.93		2	
31/1/2011	23:58	Cloudy	Middle	2.0	13.73	13.73	13.73	8.31	8.31	8.31	31.07	31.07	31.08	82.4	80.5	80.5	7.05	6.89	6.89	2.11	1.80	2.00	2	2.50
	0:01		Middle	2.0	13.73	13.73		8.31	8.31		31.08	31.08		79.0	80.0		6.76	6.84		1.99	2.09		3	
3/2/2011	-	-	Middle	-	-	-	-	-	-	-	-	-	-	-	-	-	-	-	-	-	-	-	-	-
	-		Middle	-	-	-		-	-		-	-		-	-		-	-		-	-		-	
7/2/2011	13:25	Cloudy	Middle	1.5	18.60	18.60	18.60	8.22	8.22	8.22	32.60	32.60	32.60	97.2	97.0	96.9	7.45	7.44	7.43	4.36	3.91	3.85	2	2.50
	13:28		Middle	1.5	18.60	18.60		8.22	8.22		32.60	32.60		96.8	96.7		7.42	7.42		3.66	3.45		3	
9/2/2011	15:47	Cloudy	Middle	1.5	19.80	19.80	19.80	8.13	8.13	8.14	31.60	31.60	31.55	88.8	88.7	88.7	6.68	6.67	6.67	4.17	3.81	3.72	5	4.00
	15:50		Middle	1.5	19.80	19.80		8.14	8.14		31.50	31.50		88.6	88.5		6.66	6.65		3.42	3.48		3	
11/2/2011	19:35	Cloudy	Middle	2.0	15.74	15.74	15.64	8.21	8.21	8.21	30.70	30.70	30.77	86.9	83.6	84.0	7.17	6.90	6.85	3.21	2.90	3.26	5	5.50
	19:38		Middle	2.0	15.54	15.54		8.21	8.21		30.83	30.83		82.2	83.1		6.79	6.54		3.67	3.25		6	
14/2/2011	22:44	Cloudy	Middle	2.0	14.16	14.16	14.16	8.38	8.38	8.38	30.52	30.52	30.52	94.8	94.5	94.3	8.06	8.04	8.02	2.51	2.33	2.34	7	6.00
	22:47		Middle	2.0	14.16	14.16		8.38	8.38		30.52	30.52		93.7	94.3		7.97	8.02		2.29	2.21		5	
16/2/2011	0:28	Foggy	Middle	2.0	15.79	15.79	15.79	8.33	8.33	8.33	30.76	30.76	30.76	85.3	85.0	83.7	7.01	6.98	6.90	3.64	3.21	3.38	3	4.00
	0:32		Middle	2.0	15.79	15.79		8.33	8.31		30.75	30.76		80.1	84.5		6.65	6.95		3.46	3.19		5	
18/2/2011	10:49	Cloudy	Middle	1.5	16.20	16.20	16.20	8.21	8.21	8.21	34.70	34.70	34.70	93.6	93.4	93.4	7.48	7.46	7.47	3.68	3.67	3.67	4	5.00
	10:52		Middle	1.5	16.20	16.20		8.21	8.21		34.70	34.70		93.5	93.2		7.47	7.45		3.72	3.62		6	
21/2/2011	13:15	Cloudy	Middle	1.5	16.00	16.00	16.00	8.18	8.18	8.18	34.70	34.70	34.65	92.1	91.8	91.8	7.38	7.37	7.36	3.82	4.18	3.97	8	7.50
	13:18		Middle	1.5	16.00	16.00		8.18	8.18		34.60	34.60		91.6	91.5		7.34	7.33		3.99	3.88		7	
23/2/2011	14:38	Cloudy	Middle	1.5	18.30	18.30	18.30	8.19	8.19	8.19	32.10	32.10	32.10	94.0	93.8	93.9	7.32	7.29	7.30	4.24	3.51	3.48	9	9.00
	14:41		Middle	1.5	18.30	18.30		8.19	8.19		32.10	32.10		93.9	93.9		7.30	7.30		3.17	2.99		9	
25/2/2011	19:31	Fine	Middle	2.0	19.78	19.78	19.77	8.07	8.07	8.05	30.54	30.55	30.55	80.0	75.6	77.7	6.10	5.76	5.93	2.48	2.36	2.33	3	3.50
	19:35		Middle	2.0	19.75	19.75		8.03	8.03		30.55	30.55		75.1	80.2		5.73	6.12		2.32	2.16		4	



**Water Monitoring Result at C3 - HKCEC Phase I
Mid-Ebb Tide**

Date	Time	Weather Condition	Sampling Depth		Water Temperature		pH			Salinity		DO Saturation		DO		Turbidity		Suspended Solids						
			m		°C		-		ppt		%		mg/L		NTU		mg/L							
					Value	Average	Value	Average	Value	Average	Value	Average	Value	Average	Value	Average	Value	Average						
28/1/2011	22:12	Cloudy	Middle	2.0	14.51	14.51	14.51	8.33	8.33	8.33	31.33	31.33	31.33	76.2	78.2	75.4	6.41	6.62	6.35	5.63	5.25	5.63	6	5.50
	22:16		Middle	2.0	14.51	14.51		8.33	8.33		31.33	31.33		73.3	73.9		6.16	6.21		5.60	6.03		5	
31/1/2011	23:47	Cloudy	Middle	2.5	13.58	13.58	13.55	8.21	8.21	8.21	31.02	31.02	31.04	83.7	81.0	83.4	7.18	6.95	7.14	3.10	3.27	3.01	3	3.00
	23:52		Middle	2.5	13.51	13.51		8.20	8.20		31.06	31.06		87.0	81.7		7.40	7.02		2.93	2.73		3	
3/2/2011	-	-	Middle	-	-	-	-	-	-	-	-	-	-	-	-	-	-	-	-	-	-	-	-	-
	-		Middle	-	-	-		-	-		-	-		-	-		-	-		-	-		-	
7/2/2011	13:34	Cloudy	Middle	2.5	19.00	19.00	19.00	8.12	8.12	8.12	32.40	32.40	32.40	97.1	96.7	96.8	7.41	7.39	7.40	5.05	4.09	4.49	3	3.00
	13:37		Middle	2.5	19.00	19.00		8.12	8.12		32.40	32.40		96.7	96.6		7.40	7.39		4.17	4.63		3	
9/2/2011	15:57	Cloudy	Middle	2.5	19.40	19.40	19.40	7.99	7.99	8.00	31.50	31.50	31.50	91.9	91.3	91.5	6.98	6.93	6.94	4.59	4.58	4.50	7	6.00
	16:00		Middle	2.5	19.40	19.40		8.00	8.00		31.50	31.50		91.4	91.2		6.93	6.92		4.63	4.20		5	
11/2/2011	19:22	Cloudy	Middle	2.0	15.56	15.56	15.62	8.35	8.35	8.35	30.56	30.56	30.55	72.1	70.2	72.6	5.95	5.78	5.98	2.99	2.87	2.96	2	3.00
	19:26		Middle	2.0	15.68	15.68		8.34	8.34		30.53	30.53		71.9	76.1		5.92	6.27		3.05	2.94		4	
14/2/2011	22:31	Cloudy	Middle	2.0	14.13	14.13	14.09	8.36	8.36	8.37	30.42	30.42	30.43	84.9	86.1	85.1	7.42	7.35	7.30	2.93	2.81	2.74	3	3.50
	22:34		Middle	2.0	14.04	14.04		8.38	8.38		30.43	30.43		86.1	83.3		7.34	7.10		2.62	2.58		4	
16/2/2011	0:15	Foggy	Middle	2.0	15.71	15.71	15.71	8.24	8.24	8.24	30.78	30.78	30.78	84.2	86.8	85.7	6.93	7.15	7.05	4.18	4.44	4.22	5	5.50
	0:20		Middle	2.0	15.71	15.71		8.23	8.23		30.78	30.78		85.2	86.4		7.02	7.11		4.14	4.13		6	
18/2/2011	10:58	Cloudy	Middle	2.5	16.30	16.30	16.30	8.28	8.28	8.28	34.60	34.60	34.60	89.2	89.1	89.0	7.13	7.11	7.11	4.63	4.17	4.28	5	5.50
	11:01		Middle	2.5	16.30	16.30		8.28	8.28		34.60	34.60		88.9	88.9		7.09	7.10		4.11	4.21		6	
21/2/2011	13:26	Cloudy	Middle	2.5	16.20	16.20	16.20	8.19	8.19	8.19	34.60	34.60	34.63	93.9	93.6	93.7	7.50	7.48	7.47	5.99	5.19	5.26	10	9.50
	13:28		Middle	2.5	16.20	16.20		8.19	8.19		34.60	34.70		93.3	93.9		7.46	7.45		5.03	4.84		9	
23/2/2011	14:49	Cloudy	Middle	2.5	18.10	18.10	18.10	8.17	8.17	8.17	32.10	32.10	32.10	93.5	93.0	93.0	7.30	7.26	7.26	4.70	4.39	4.44	6	7.00
	14:52		Middle	2.5	18.10	18.10		8.17	8.17		32.10	32.10		92.8	92.6		7.25	7.23		4.50	4.16		8	
25/2/2011	19:20	Fine	Middle	2.5	19.61	19.61	19.51	8.11	8.11	8.10	30.52	30.52	30.52	80.0	77.6	77.8	6.12	5.94	5.95	5.53	5.64	5.48	7	7.50
	19:24		Middle	2.5	19.40	19.42		8.09	8.09		30.52	30.52		77.7	75.8		5.95	5.80		5.16	5.59		8	



**Water Monitoring Result at C4e - WCT / GEC
Mid-Ebb Tide**

Date	Time	Weather Condition	Sampling Depth		Water Temperature		pH			Salinity		DO Saturation		DO		Turbidity		Suspended Solids						
			m		°C		-		ppt		%		mg/L		NTU		mg/L							
					Value	Average	Value	Average	Value	Average	Value	Average	Value	Average	Value	Average	Value	Average						
28/1/2011	22:02	Cloudy	Middle	1.5	14.90	14.90	14.90	8.42	8.42	8.42	31.04	31.04	31.04	85.0	79.1	80.9	7.09	6.61	6.72	2.91	2.58	2.80	4	3.50
	22:04		Middle	1.5	14.90	14.90		8.42	8.42		31.04	31.04		80.9	78.7		6.62	6.57		2.88	2.81		3	
31/1/2011	23:33	Cloudy	Middle	1.5	13.58	13.58	13.57	8.26	8.26	8.27	30.87	30.87	30.87	81.6	80.4	81.8	7.06	6.91	7.04	2.53	2.81	2.46	2	2.50
	23:36		Middle	1.5	13.56	13.56		8.27	8.27		30.87	30.87		81.5	83.6		7.01	7.18		2.38	2.13		3	
3/2/2011	-	-	Middle	-	-	-	-	-	-	-	-	-	-	-	-	-	-	-	-	-	-	-	-	-
	-		Middle	-	-	-		-	-		-	-		-	-		-	-		-	-		-	
7/2/2011	13:42	Cloudy	Middle	1.0	19.10	19.10	19.10	8.17	8.17	8.17	31.70	31.70	31.70	94.9	94.7	94.7	7.25	7.24	7.23	4.81	5.32	4.87	4	4.50
	13:45		Middle	1.0	19.10	19.10		8.16	8.16		31.70	31.70		94.6	94.4		7.23	7.21		5.01	4.33		5	
9/2/2011	16:13	Cloudy	Middle	1.0	19.70	19.70	19.70	8.04	8.04	8.04	31.50	31.50	31.50	90.0	89.7	89.7	6.80	6.78	6.77	3.60	3.21	3.23	5	4.50
	16:16		Middle	1.0	19.70	19.70		8.04	8.04		31.50	31.50		89.3	89.6		6.74	6.76		3.37	2.72		4	
11/2/2011	19:10	Cloudy	Middle	1.5	15.44	15.44	15.40	8.23	8.23	8.23	30.84	30.84	30.84	82.4	77.1	78.2	6.63	6.38	6.42	5.24	4.89	5.23	9	10.00
	19:13		Middle	1.5	15.35	15.35		8.22	8.22		30.84	30.84		75.7	77.5		6.26	6.41		5.42	5.37		11	
14/2/2011	22:19	Cloudy	Middle	1.5	14.09	14.09	14.09	8.33	8.33	8.33	30.27	30.27	30.27	79.4	78.1	78.5	6.77	6.66	6.74	2.88	2.96	2.93	4	4.00
	22:23		Middle	1.5	14.09	14.09		8.33	8.33		30.27	30.27		77.9	78.6		6.71	6.80		3.00	2.89		4	
16/2/2011	0:01	Foggy	Middle	1.5	15.59	15.59	15.61	8.30	8.30	8.30	30.69	30.69	30.69	81.1	86.2	83.9	7.11	7.12	7.03	3.98	4.71	4.27	8	8.00
	0:03		Middle	1.5	15.62	15.62		8.30	8.30		30.69	30.69		81.1	87.0		6.69	7.18		4.26	4.13		8	
18/2/2011	11:10	Cloudy	Middle	1.0	16.20	16.20	16.20	8.22	8.22	8.22	34.70	34.70	34.70	91.0	90.6	90.4	7.29	7.24	7.23	3.65	2.86	3.04	8	6.00
	11:13		Middle	1.0	16.20	16.20		8.22	8.22		34.70	34.70		90.2	89.8		7.22	7.16		2.89	2.74		4	
21/2/2011	13:38	Cloudy	Middle	1.0	16.30	16.30	16.30	8.18	8.18	8.18	34.70	34.70	34.70	92.5	91.8	91.7	7.38	7.33	7.32	3.42	3.70	3.60	8	9.00
	13:41		Middle	1.0	16.30	16.30		8.18	8.18		34.70	34.70		91.4	91.1		7.29	7.26		3.81	3.46		10	
23/2/2011	15:18	Cloudy	Middle	1.0	18.20	18.20	18.20	8.18	8.18	8.18	32.00	32.00	32.00	93.6	93.4	93.3	7.33	7.31	7.29	4.01	3.90	3.86	8	8.00
	15:21		Middle	1.0	18.20	18.20		8.18	8.18		32.00	32.00		93.1	92.9		7.28	7.25		3.80	3.72		8	
25/2/2011	19:10	Fine	Middle	1.5	19.25	19.25	19.28	8.08	8.08	8.07	30.51	30.51	30.53	77.3	75.8	78.4	5.88	5.76	5.96	5.74	5.24	5.35	7	8.00
	19:14		Middle	1.5	19.31	19.31		8.05	8.05		30.54	30.54		81.2	79.1		6.18	6.01		5.12	5.29		9	



**Water Monitoring Result at C4w - WCT / GEC
Mid-Ebb Tide**

Date	Time	Weather Condition	Sampling Depth		Water Temperature		pH			Salinity		DO Saturation		DO		Turbidity		Suspended Solids						
					°C		-		ppt		%		mg/L		NTU		mg/L							
			m		Value	Average	Value	Average	Value	Average	Value	Average	Value	Average	Value	Average	Value	Average	Value	Average				
28/1/2011	22:06	Cloudy	Middle	1.5	14.87	14.89	14.87	8.48	8.48	8.48	31.18	31.18	31.18	82.8	83.8	83.5	6.93	7.02	6.99	5.74	5.35	5.35	10	11.00
	22:10		Middle	1.5	14.85	14.85		8.48	8.48		31.18	31.18		85.6	81.8		7.17	6.85		5.11	5.18		12	
31/1/2011	23:39	Cloudy	Middle	1.5	13.49	13.49	13.49	8.32	8.32	8.33	31.02	31.02	31.02	79.9	81.7	78.8	6.84	7.03	6.77	2.61	2.77	2.55	3	3.50
	23:43		Middle	1.5	13.48	13.48		8.33	8.33		31.02	31.02		73.9	79.8		6.35	6.86		2.52	2.31		4	
3/2/2011	-	-	Middle	-	-	-	-	-	-	-	-	-	-	-	-	-	-	-	-	-	-	-	-	-
	-		Middle	-	-	-		-	-		-	-		-	-		-	-		-	-		-	
7/2/2011	13:49	Cloudy	Middle	1.0	18.90	18.90	18.90	8.14	8.14	8.15	32.30	32.30	32.30	91.5	91.3	91.3	6.98	6.97	6.97	2.91	3.23	2.89	8	5.00
	13:52		Middle	1.0	18.90	18.90		8.15	8.15		32.30	32.30		91.2	91.0		6.96	6.95		2.76	2.67		2	
9/2/2011	16:05	Cloudy	Middle	1.0	19.30	19.30	19.30	7.98	7.98	7.98	31.60	31.60	31.60	80.7	81.1	80.6	6.09	6.16	6.10	3.84	3.15	3.19	4	5.00
	16:08		Middle	1.0	19.30	19.30		7.98	7.98		31.60	31.60		80.0	80.5		6.05	6.08		2.90	2.85		6	
11/2/2011	19:15	Cloudy	Middle	1.5	15.42	15.42	15.40	8.11	8.11	8.11	30.56	30.56	30.57	68.6	73.0	70.0	5.76	6.06	5.83	1.82	1.72	1.78	2	2.00
	19:17		Middle	1.5	15.37	15.37		8.11	8.11		30.58	30.58		70.1	68.1		5.82	5.66		2.04	1.52		2	
14/2/2011	22:25	Cloudy	Middle	1.5	14.24	14.24	14.24	8.30	8.30	8.31	30.29	30.29	30.30	76.3	82.2	79.1	6.49	6.99	6.73	2.43	2.34	2.31	3	3.50
	22:30		Middle	1.5	14.23	14.23		8.31	8.31		30.30	30.30		78.4	79.5		6.67	6.76		2.19	2.29		4	
16/2/2011	0:08	Foggy	Middle	1.5	15.43	15.43	15.55	8.29	8.29	8.29	30.71	30.71	30.71	90.3	89.9	88.7	7.43	7.40	7.30	4.33	4.37	4.34	8	7.50
	0:11		Middle	1.5	15.66	15.66		8.28	8.28		30.71	30.71		88.1	86.4		7.26	7.12		4.74	3.92		7	
18/2/2011	11:04	Cloudy	Middle	1.0	16.30	16.30	16.30	8.10	8.10	8.10	34.60	34.60	34.60	94.3	94.2	94.0	7.54	7.53	7.52	4.61	4.71	4.49	5	5.00
	11:07		Middle	1.0	16.30	16.30		8.10	8.10		34.60	34.60		93.9	93.6		7.51	7.49		4.41	4.23		5	
21/2/2011	13:33	Cloudy	Middle	1.0	16.50	16.50	16.50	8.14	8.14	8.14	34.10	34.10	34.10	91.6	91.4	91.4	7.12	7.11	7.11	4.79	4.35	4.55	5	5.00
	13:35		Middle	1.0	16.50	16.50		8.14	8.14		34.10	34.10		91.5	91.1		7.12	7.08		4.59	4.46		5	
23/2/2011	15:08	Cloudy	Middle	1.0	18.60	18.60	18.60	8.17	8.17	8.17	32.00	32.00	32.00	93.2	92.8	92.7	7.21	7.19	7.18	3.85	3.64	3.55	7	6.00
	15:11		Middle	1.0	18.60	18.60		8.17	8.17		32.00	32.00		92.6	92.3		7.16	7.15		3.31	3.38		5	
25/2/2011	19:15	Fine	Middle	1.5	19.72	19.72	19.64	8.02	8.02	8.01	30.27	30.27	30.27	71.4	77.1	72.2	5.46	5.90	5.55	3.52	3.01	3.11	5	4.00
	19:19		Middle	1.5	19.56	19.56		8.00	8.00		30.27	30.27		69.4	70.9		5.42	5.42		2.85	3.06		3	



**Water Monitoring Result at C5e - Sun Hung Kai Centre
Mid-Ebb Tide**

Date	Time	Weather Condition	Sampling Depth		Water Temperature		pH			Salinity		DO Saturation		DO		Turbidity		Suspended Solids						
			m		°C		-		ppt		%		mg/L		NTU		mg/L							
					Value	Average	Value	Average	Value	Average	Value	Average	Value	Average	Value	Average	Value	Average						
28/1/2011	21:41	Cloudy	Middle	1.5	14.62	14.62	14.62	8.50	8.50	8.50	30.14	30.14	30.14	82.7	84.2	83.0	7.00	7.13	7.02	5.43	6.04	5.70	10	10.00
	21:46		Middle	1.5	14.62	14.62		8.50	8.50		30.14	30.14		80.5	84.5		6.81	7.15		5.87	5.44		10	
31/1/2011	23:11	Cloudy	Middle	1.5	13.46	13.46	13.46	8.32	8.32	8.32	31.07	31.07	31.08	79.8	78.3	78.3	6.86	6.74	6.73	6.47	5.89	6.05	8	9.00
	23:15		Middle	1.5	13.45	13.45		8.32	8.32		31.09	31.09		76.8	78.1		6.61	6.72		5.85	6.00		10	
3/2/2011	-	-	Middle	-	-	-	-	-	-	-	-	-	-	-	-	-	-	-	-	-	-	-	-	-
	-		Middle	-	-	-		-	-		-	-		-	-		-	-		-	-		-	
7/2/2011	14:37	Cloudy	Middle	1.0	19.10	19.10	19.10	8.20	8.20	8.21	32.30	32.30	32.30	95.2	95.2	95.1	7.26	7.27	7.26	3.77	3.12	3.23	3	3.00
	14:40		Middle	1.0	19.10	19.10		8.21	8.21		32.30	32.30		94.9	95.0		7.24	7.26		3.22	2.81		3	
9/2/2011	16:47	Cloudy	Middle	1.0	19.20	19.20	19.20	8.17	8.17	8.17	32.60	32.60	32.60	92.5	92.3	92.4	7.01	7.00	7.02	4.05	3.75	3.83	6	5.50
	16:50		Middle	1.0	19.20	19.20		8.16	8.16		32.60	32.60		92.8	92.0		7.07	6.98		3.71	3.79		5	
11/2/2011	18:47	Cloudy	Middle	1.5	15.08	15.08	15.08	8.27	8.27	8.26	30.61	30.61	30.61	77.9	78.0	75.3	6.52	6.51	6.28	6.65	5.82	5.85	8	8.50
	18:50		Middle	1.5	15.07	15.07		8.25	8.25		30.61	30.61		75.3	69.8		6.28	5.81		5.60	5.31		9	
14/2/2011	21:57	Cloudy	Middle	1.5	14.39	14.39	14.39	8.40	8.40	8.40	30.65	30.65	30.65	86.8	86.0	86.4	7.34	7.28	7.31	2.77	2.61	2.82	5	5.50
	22:00		Middle	1.5	14.39	14.39		8.40	8.40		30.65	30.65		85.9	86.8		7.27	7.34		2.91	3.00		6	
16/2/2011	23:34	Foggy	Middle	1.5	15.79	15.79	15.79	8.32	8.32	8.35	30.76	30.76	30.76	86.1	82.1	84.6	7.08	6.75	6.96	8.00	7.00	7.78	24	<u>25.00</u>
	23:38		Middle	1.5	15.78	15.78		8.37	8.37		30.76	30.76		83.9	86.4		6.90	7.10		7.40	8.70		26	
18/2/2011	11:35	Cloudy	Middle	1.0	16.40	16.40	16.40	8.18	8.18	8.18	34.70	34.70	34.70	90.4	90.1	89.9	7.21	7.17	7.17	5.65	4.69	5.00	6	6.00
	11:38		Middle	1.0	16.40	16.40		8.18	8.18		34.70	34.70		89.7	89.5		7.15	7.13		4.72	4.92		6	
21/2/2011	14:00	Cloudy	Middle	1.0	16.80	16.80	16.80	8.15	8.15	8.15	34.20	34.20	34.20	92.7	92.1	91.9	7.43	7.37	7.31	6.11	6.36	6.27	13	14.00
	14:03		Middle	1.0	16.80	16.80		8.15	8.15		34.20	34.20		91.7	91.2		7.23	7.20		6.29	6.30		15	
23/2/2011	15:44	Cloudy	Middle	1.0	18.30	18.30	18.30	8.16	8.16	8.16	31.70	31.70	31.70	90.6	90.4	90.2	7.00	6.99	6.98	2.69	2.38	2.49	6	5.50
	15:47		Middle	1.0	18.30	18.30		8.16	8.16		31.70	31.70		90.0	89.9		6.96	6.96		2.46	2.42		5	
25/2/2011	18:48	Fine	Middle	1.5	19.69	19.69	19.55	8.06	8.06	8.08	29.28	29.28	29.29	71.3	70.4	71.1	5.49	5.42	5.48	7.44	7.33	7.26	12	12.50
	18:53		Middle	1.5	19.41	19.41		8.10	8.10		29.30	29.30		70.4	72.3		5.42	5.57		7.30	6.96		13	



**Water Monitoring Result at C5w - Sun Hung Kai Centre
Mid-Ebb Tide**

Date	Time	Weather Condition	Sampling Depth		Water Temperature		pH			Salinity		DO Saturation		DO		Turbidity		Suspended Solids						
			m		°C		-		ppt		%		mg/L		NTU		mg/L							
					Value	Average	Value	Average	Value	Average	Value	Average	Value	Average	Value	Average	Value	Average						
28/1/2011	21:48	Cloudy	Middle	1.5	14.58	14.61	14.61	8.32	8.32	8.32	31.18	31.18	31.18	68.1	68.0	64.8	5.71	5.70	5.43	2.42	2.13	2.26	3	3.00
	21:52		Middle	1.5	14.62	14.62		8.32	8.32		31.18	31.18		62.2	60.9		5.21	5.10		2.22	2.27		3	
31/1/2011	23:19	Cloudy	Middle	1.5	13.43	13.43	13.43	8.34	8.34	8.34	31.08	31.08	31.08	75.4	82.9	81.7	6.49	7.13	7.03	6.31	6.45	6.48	10	10.50
	23:22		Middle	1.5	13.42	13.42		8.34	8.34		31.07	31.07		85.6	82.8		7.37	7.13		6.56	6.61		11	
3/2/2011	-	-	Middle	-	-	-	-	-	-	-	-	-	-	-	-	-	-	-	-	-	-	-	-	-
	-		Middle	-	-	-		-	-		-	-		-	-		-	-		-	-		-	
7/2/2011	14:45	Cloudy	Middle	1.0	19.30	19.30	19.30	8.15	8.15	8.15	31.60	31.60	31.60	87.8	87.4	87.4	6.68	6.66	6.66	3.10	2.45	2.49	3	3.00
	14:48		Middle	1.0	19.30	19.30		8.15	8.15		31.60	31.60		87.3	87.1		6.65	6.63		2.22	2.17		<2	
9/2/2011	16:52	Cloudy	Middle	1.0	19.20	19.20	19.20	8.17	8.17	8.17	32.60	32.60	32.60	90.5	90.2	90.2	6.85	6.83	6.83	4.26	3.96	3.77	5	5.00
	16:55		Middle	1.0	19.20	19.20		8.17	8.17		32.60	32.60		90.1	89.9		6.82	6.81		3.45	3.39		5	
11/2/2011	18:55	Cloudy	Middle	1.5	14.76	14.75	14.76	8.26	8.26	8.26	30.70	30.70	30.70	75.4	78.6	77.5	6.45	6.58	6.52	8.29	8.80	8.35	18	16.00
	18:58		Middle	1.5	14.77	14.77		8.26	8.26		30.69	30.69		78.7	77.4		6.58	6.47		8.35	7.96		14	
14/2/2011	22:05	Cloudy	Middle	1.5	14.53	14.53	14.55	8.41	8.41	8.41	30.69	30.69	30.69	89.3	85.0	86.3	7.53	7.16	7.32	3.59	3.42	3.47	6	6.00
	22:09		Middle	1.5	14.56	14.56		8.40	8.40		30.69	30.69		84.8	86.0		7.29	7.30		3.54	3.31		6	
16/2/2011	23:47	Foggy	Middle	1.5	15.66	15.66	15.67	8.26	8.26	8.37	30.71	30.71	30.56	88.1	82.3	86.7	7.27	6.78	7.14	8.00	7.90	7.50	21	20.00
	23:50		Middle	1.5	15.67	15.67		8.48	8.48		30.40	30.41		88.7	87.5		7.31	7.21		7.90	6.20		19	
18/2/2011	11:39	Cloudy	Middle	1.0	16.40	16.40	16.40	8.22	8.22	8.22	34.60	34.60	34.60	90.3	90.3	90.1	7.19	7.18	7.17	6.28	5.96	5.88	11	10.00
	11:42		Middle	1.0	16.40	16.40		8.22	8.22		34.60	34.60		89.9	89.7		7.15	7.14		5.73	5.55		9	
21/2/2011	14:13	Cloudy	Middle	1.0	16.90	16.80	16.83	8.20	8.20	8.20	33.80	33.80	33.80	93.3	92.3	92.2	7.43	7.33	7.33	7.48	6.93	7.16	11	11.50
	14:16		Middle	1.0	16.80	16.80		8.20	8.20		33.80	33.80		91.8	91.5		7.29	7.26		7.22	7.01		12	
23/2/2011	15:50	Cloudy	Middle	1.0	18.20	18.20	18.20	8.23	8.23	8.23	31.10	31.10	31.10	88.0	87.9	87.9	6.90	6.89	6.89	3.60	3.74	3.63	7	7.00
	15:53		Middle	1.0	18.20	18.20		8.23	8.23		31.10	31.10		87.9	87.7		6.89	6.87		3.67	3.49		7	
25/2/2011	18:54	Fine	Middle	1.5	19.25	19.25	19.31	8.08	8.08	8.09	28.08	28.08	28.10	76.8	78.7	76.9	5.93	6.08	5.94	7.58	6.98	7.00	10	10.50
	18:58		Middle	1.5	19.37	19.37		8.10	8.10		28.11	28.11		74.8	77.3		5.78	5.97		6.83	6.59		11	



**Water Monitoring Result at WSD 21 - Wan Chai
Mid-Ebb Tide**

Date	Time	Weather Condition	Sampling Depth		Water Temperature		pH			Salinity		DO Saturation		DO		Turbidity		Suspended Solids						
					°C		-		ppt		%		mg/L		NTU		mg/L							
			m		Value	Average	Value	Average	Value	Average	Value	Average	Value	Average	Value	Average	Value	Average	Value	Average				
28/1/2011	21:30	Cloudy	Middle	2.0	13.34	13.34	13.34	8.40	8.40	8.40	31.03	31.03	31.07	83.2	83.0	82.1	7.18	7.10	7.07	4.78	4.09	4.16	5	5.50
	21:35		Middle	2.0	13.34	13.34		8.40	8.40		31.10	31.10		81.2	80.9		7.01	6.99		3.92	3.86		6	
31/1/2011	23:00	Cloudy	Middle	2.0	13.18	13.18	13.19	8.48	8.48	8.48	30.94	30.94	30.97	80.0	83.5	81.6	6.93	7.24	7.09	2.42	3.46	2.68	4	3.50
	23:04		Middle	2.0	13.19	13.19		8.47	8.47		30.99	30.99		80.3	82.4		6.96	7.24		2.44	2.39		3	
3/2/2011	-	-	Middle	-	-	-	-	-	-	-	-	-	-	-	-	-	-	-	-	-	-	-	-	-
	-		Middle	-	-	-		-	-		-	-		-	-		-	-		-	-		-	
7/2/2011	14:15	Cloudy	Middle	1.5	19.30	19.30	19.30	8.20	8.20	8.20	31.60	31.60	31.60	96.4	96.2	96.3	7.33	7.31	7.32	4.80	4.59	4.42	2	2.50
	14:18		Middle	1.5	19.30	19.30		8.20	8.20		31.60	31.60		96.3	96.2		7.32	7.31		4.20	4.09		3	
9/2/2011	16:35	Cloudy	Middle	1.5	19.20	19.20	19.20	8.17	8.17	8.17	32.50	32.50	32.45	92.2	92.0	91.9	6.97	6.96	6.95	4.62	4.70	4.63	11	10.00
	16:39		Middle	1.5	19.20	19.20		8.17	8.16		32.40	32.40		91.9	91.5		6.94	6.93		4.61	4.58		9	
11/2/2011	18:35	Cloudy	Middle	2.0	14.81	14.59	14.69	8.28	8.28	8.26	30.65	30.64	30.64	73.3	72.0	72.0	6.16	6.20	6.10	5.06	5.08	4.89	7	6.50
	18:38		Middle	2.0	14.67	14.67		8.24	8.24		30.63	30.63		70.9	71.7		5.95	6.10		4.88	4.55		6	
14/2/2011	21:45	Cloudy	Middle	2.0	14.79	14.79	14.79	8.40	8.40	8.40	30.14	30.14	30.14	86.0	85.1	84.7	7.24	7.16	7.13	2.20	2.36	2.13	4	4.50
	21:48		Middle	2.0	14.79	14.79		8.40	8.40		30.14	30.14		84.6	83.1		7.12	6.99		2.03	1.93		5	
16/2/2011	23:16	Foggy	Middle	2.0	15.58	15.58	15.57	8.43	8.43	8.42	30.60	30.60	30.64	87.8	88.0	86.4	7.25	7.27	7.14	6.87	6.69	6.81	11	11.00
	23:20		Middle	2.0	15.55	15.55		8.41	8.41		30.66	30.69		84.3	85.6		6.97	7.07		6.84	6.84		11	
18/2/2011	11:21	Cloudy	Middle	2.0	16.40	16.40	16.40	8.24	8.24	8.24	34.70	34.70	34.70	93.2	93.1	93.0	7.42	7.42	7.40	5.67	5.15	5.12	7	7.50
	11:24		Middle	2.0	16.40	16.40		8.24	8.24		34.70	34.70		92.9	92.6		7.38	7.36		4.91	4.73		8	
21/2/2011	13:49	Cloudy	Middle	1.5	16.80	16.80	16.80	8.19	8.19	8.19	34.30	34.30	34.30	93.4	93.3	93.1	7.40	7.38	7.36	6.67	5.68	6.24	9	9.50
	13:52		Middle	1.5	16.80	16.80		8.19	8.19		34.30	34.30		93.0	92.6		7.35	7.31		6.23	6.38		10	
23/2/2011	15:35	Cloudy	Middle	1.5	18.50	18.50	18.50	8.18	8.18	8.18	31.90	31.90	31.90	96.0	95.6	95.6	7.46	7.42	7.43	4.84	4.59	4.58	10	9.00
	15:38		Middle	1.5	18.50	18.50		8.18	8.18		31.90	31.90		95.5	95.3		7.43	7.41		4.51	4.39		8	
25/2/2011	18:34	Fine	Middle	2.0	19.33	19.33	19.33	8.01	8.01	8.01	30.39	30.39	30.39	75.4	76.7	75.3	5.80	5.90	5.80	6.55	6.90	6.52	10	10.00
	18:38		Middle	2.0	19.33	19.33		8.00	8.00		30.39	30.39		75.3	73.9		5.79	5.69		6.26	6.37		10	



**Water Monitoring Result at WSD19 - Sheung Wan
Mid-Ebb Tide**

Date	Time	Weather Condition	Sampling Depth		Water Temperature		pH			Salinity		DO Saturation		DO		Turbidity		Suspended Solids						
					°C		-		ppt		%		mg/L		NTU		mg/L							
			m		Value	Average	Value	Average	Value	Average	Value	Average	Value	Average	Value	Average	Value	Average	Value	Average				
28/1/2011	22:42	Cloudy	Middle	1.5	13.72	13.72	13.72	8.37	8.37	8.37	31.32	31.32	31.32	87.4	82.4	82.2	7.48	7.12	7.03	4.20	4.37	4.11	3	4.00
	22:46		Middle	1.5	13.72	13.72		8.37	8.37		31.32	31.32		80.4	78.6		6.80	6.73		3.71	4.17		5	
31/1/2011	2:41	Cloudy	Middle	1.5	13.26	13.26	13.25	8.42	8.42	8.42	31.08	31.08	31.08	86.7	84.9	85.5	7.49	7.33	7.39	5.13	5.35	5.13	6	7.00
	2:45		Middle	1.5	13.24	13.24		8.42	8.42		31.08	31.08		85.5	85.0		7.38	7.34		5.21	4.84		8	
3/2/2011	-	-	Middle	-	-	-	-	-	-	-	-	-	-	-	-	-	-	-	-	-	-	-	-	-
	-		Middle	-	-	-		-	-		-	-		-	-		-	-		-	-		-	
7/2/2011	14:55	Cloudy	Middle	1.5	16.50	16.50	16.65	8.03	8.03	8.03	31.90	31.90	31.90	91.8	91.3	91.8	7.36	7.32	7.35	3.84	3.61	3.61	2	2.00
	14:58		Middle	1.5	16.80	16.80		8.03	8.03		31.89	31.89		92.4	91.5		7.40	7.33		3.62	3.37		2	
9/2/2011	15:48	Cloudy	Middle	1.5	18.20	18.20	18.35	8.07	8.07	8.08	32.03	32.03	32.00	95.1	94.3	95.0	7.36	7.29	7.34	4.47	4.86	4.73	5	4.50
	15:51		Middle	1.5	18.50	18.50		8.08	8.08		31.96	31.96		95.7	94.7		7.39	7.31		4.99	4.60		4	
11/2/2011	22:34	Cloudy	Middle	1.5	14.51	14.51	14.49	8.29	8.29	8.29	30.71	30.71	30.71	83.6	80.6	82.3	7.06	6.80	6.95	4.42	5.10	4.57	5	6.00
	22:36		Middle	1.5	14.46	14.46		8.29	8.29		30.71	30.71		83.6	81.3		7.06	6.87		4.30	4.44		7	
14/2/2011	22:57	Cloudy	Middle	1.5	14.89	14.89	14.89	8.33	8.33	8.33	30.77	30.77	30.78	86.1	87.6	87.3	7.21	7.43	7.34	4.63	4.11	4.43	5	6.00
	23:00		Middle	1.5	14.88	14.88		8.33	8.33		30.78	30.78		90.7	84.6		7.63	7.08		4.03	4.95		7	
16/2/2011	22:49	Foggy	Middle	1.5	15.48	15.48	15.49	8.38	8.38	8.38	30.78	30.78	30.78	88.2	85.9	86.4	7.29	7.11	7.14	5.35	5.12	5.10	9	10.00
	22:52		Middle	1.5	15.48	15.50		8.38	8.38		30.78	30.78		87.5	83.9		7.23	6.94		5.03	4.88		11	
18/2/2011	14:30	Cloudy	Middle	1.5	15.30	15.30	15.30	8.01	8.01	8.01	31.62	31.62	31.62	90.4	89.0	89.9	7.46	7.34	7.41	4.38	4.24	4.30	11	11.50
	14:33		Middle	1.5	15.30	15.30		8.00	8.00		31.62	31.62		90.6	89.4		7.47	7.37		4.34	4.22		12	
21/2/2011	12:33	Cloudy	Middle	1.5	15.20	15.20	15.20	8.05	8.05	8.05	31.55	31.55	31.56	87.8	87.0	87.7	7.26	7.20	7.26	4.75	5.15	4.79	8	8.00
	12:36		Middle	1.5	15.20	15.20		8.04	8.04		31.56	31.56		87.9	88.1		7.27	7.29		4.95	4.30		8	
23/2/2011	17:55	Cloudy	Middle	1.5	16.40	16.40	16.55	8.02	8.02	8.02	31.54	31.54	31.54	85.6	84.7	85.4	6.97	6.89	6.95	3.84	4.02	3.79	7	8.00
	17:57		Middle	1.5	16.70	16.70		8.02	8.02		31.54	31.54		85.9	85.2		7.00	6.95		3.77	3.54		9	
25/2/2011	19:52	Fine	Middle	1.5	17.68	17.68	17.68	8.05	8.06	8.06	30.68	30.68	30.66	83.8	84.5	86.7	6.60	6.68	6.85	4.94	4.91	4.85	8	9.00
	19:57		Middle	1.5	17.68	17.68		8.06	8.06		30.68	30.61		89.1	89.4		7.04	7.07		5.00	4.56		10	



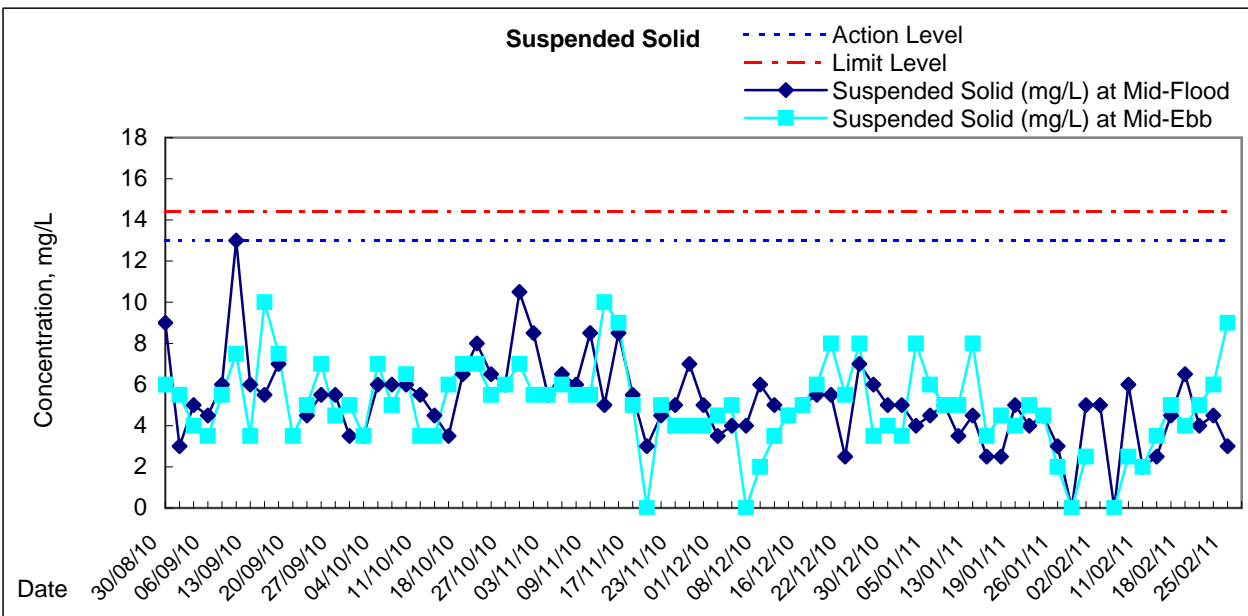
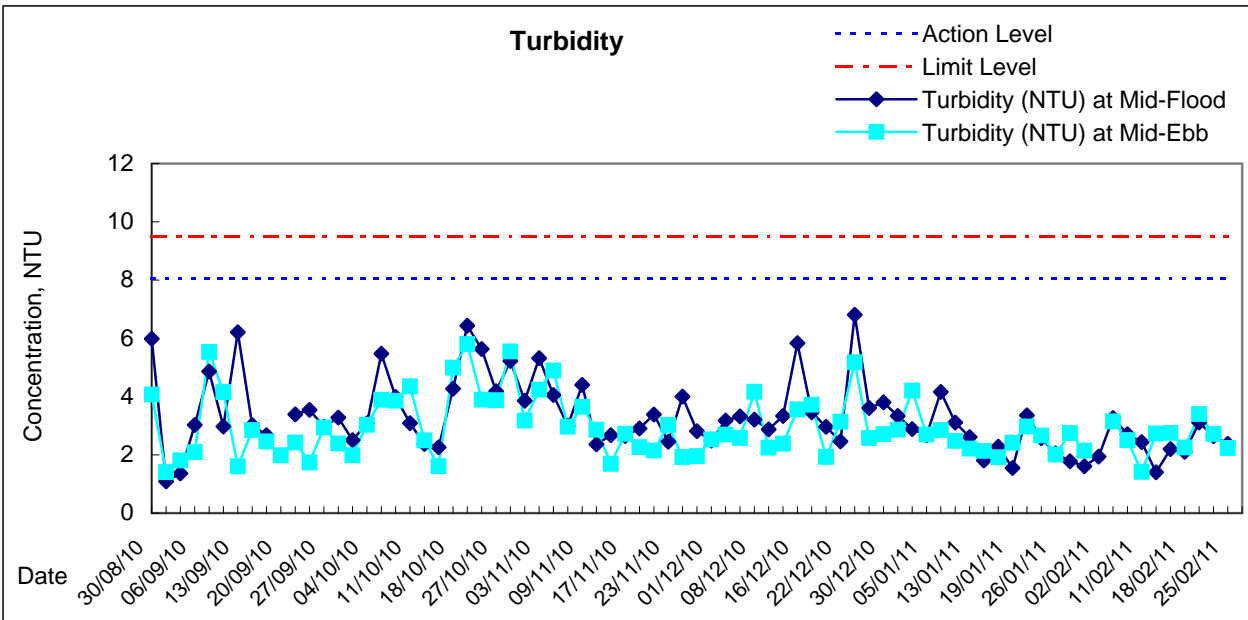
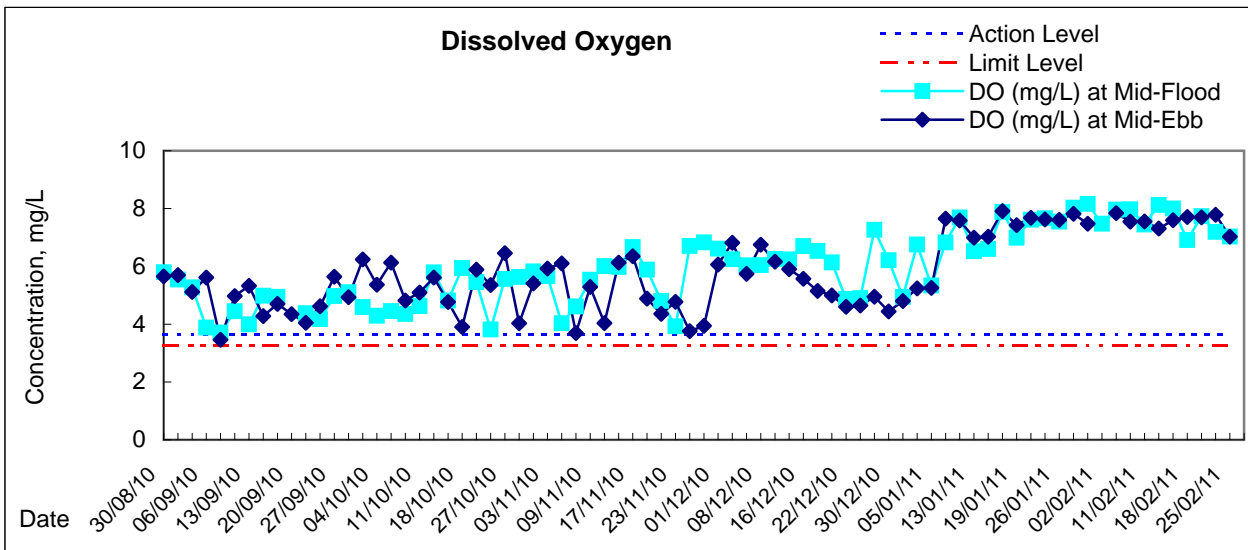
**Water Monitoring Result at WSD20 - Kennedy Town
Mid-Ebb Tide**

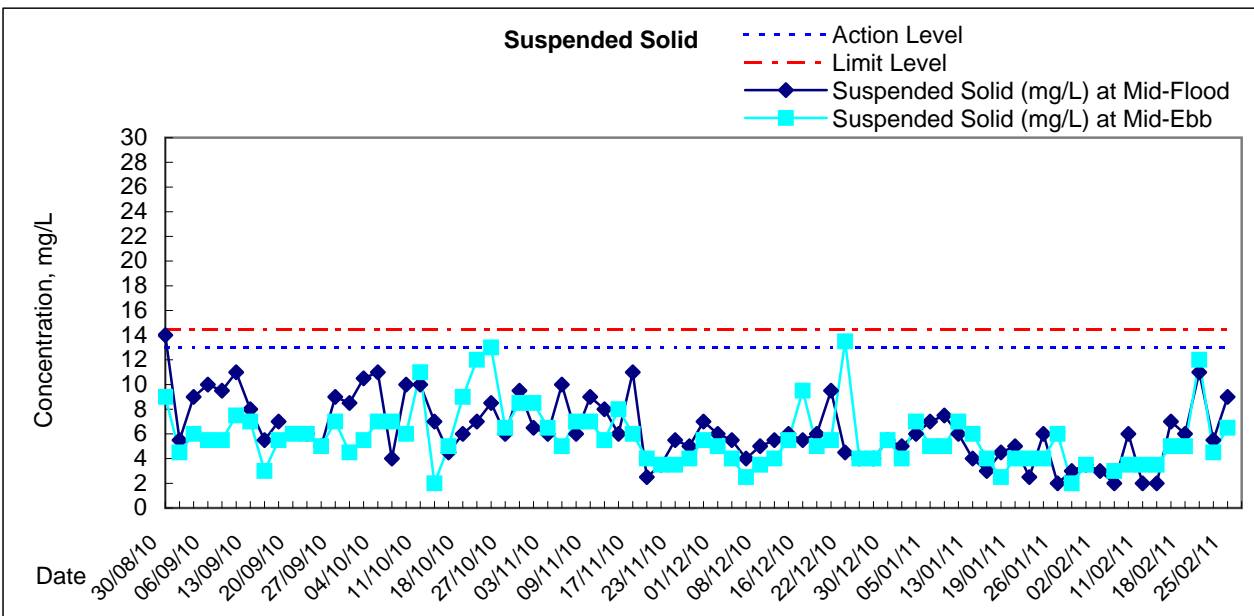
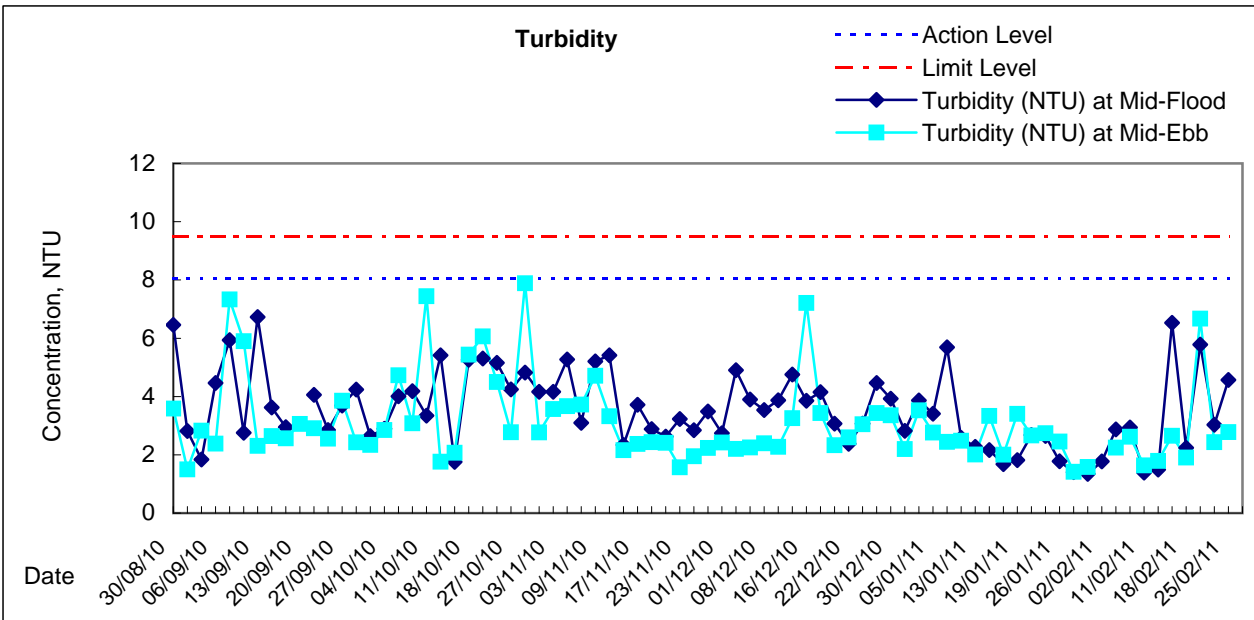
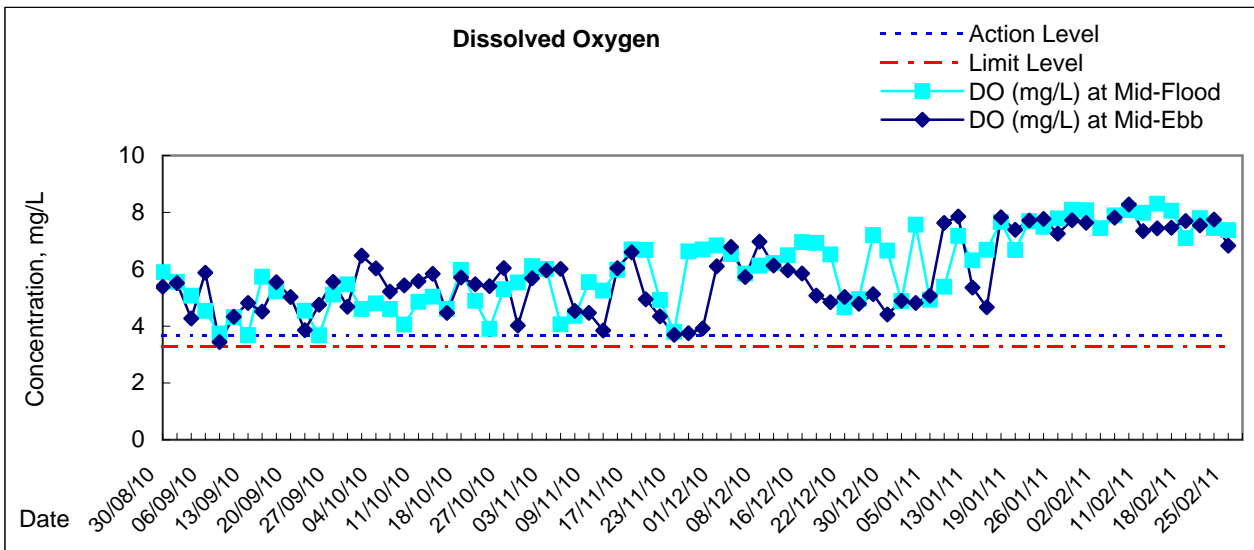
Date	Time	Weather Condition	Sampling Depth		Water Temperature		pH			Salinity		DO Saturation		DO		Turbidity		Suspended Solids						
					°C		-		ppt		%		mg/L		NTU		mg/L							
			m		Value	Average	Value	Average	Value	Average	Value	Average	Value	Average	Value	Average	Value	Average	Value	Average				
28/1/2011	22:19	Cloudy	Middle	1.5	14.69	14.69	14.69	8.32	8.32	8.32	31.39	31.39	31.39	93.5	93.2	93.8	7.82	7.79	7.84	4.44	4.19	4.24	7	8.00
	22:23		Middle	1.5	14.69	14.69		8.32	8.32		31.39	31.39		93.6	94.8		7.82	7.92		4.25	4.08		9	
31/1/2011	2:18	Cloudy	Middle	1.5	13.89	13.89	13.89	8.29	8.29	8.30	31.17	31.17	31.17	87.4	87.4	89.2	7.44	7.46	7.60	2.93	2.84	2.68	6	6.50
	2:23		Middle	1.5	13.89	13.89		8.30	8.30		31.17	31.17		93.8	88.0		7.99	7.49		2.67	2.28		7	
3/2/2011	-	-	Middle	-	-	-	-	-	-	-	-	-	-	-	-	-	-	-	-	-	-	-	-	-
	-		Middle	-	-	-		-	-		-	-		-	-		-	-		-	-		-	
7/2/2011	12:45	Cloudy	Middle	1.5	16.20	16.20	16.30	8.10	8.10	8.10	32.33	33.33	32.60	98.2	97.4	97.9	7.93	7.87	7.91	3.64	3.54	3.64	4	4.50
	12:47		Middle	1.5	16.40	16.40		8.10	8.10		32.37	32.37		98.3	97.7		7.94	7.89		3.76	3.62		5	
9/2/2011	13:32	Cloudy	Middle	1.5	19.40	19.40	19.43	8.12	8.12	8.12	32.15	32.15	32.17	105.6	104.8	104.6	7.81	7.75	7.73	3.71	3.47	3.49	10	9.00
	13:35		Middle	1.5	19.40	19.50		8.12	8.11		32.18	32.18		104.3	103.7		7.71	7.66		3.15	3.64		8	
11/2/2011	22:12	Cloudy	Middle	1.5	15.18	15.18	15.30	8.25	8.25	8.24	31.12	31.12	31.11	85.6	80.6	85.6	7.09	6.67	7.09	4.88	4.53	4.71	9	12.00
	22:15		Middle	1.5	15.42	15.42		8.23	8.23		31.10	31.10		88.9	87.1		7.38	7.20		5.03	4.38		15	
14/2/2011	22:30	Cloudy	Middle	1.5	14.76	14.76	14.76	8.38	8.38	8.38	30.58	30.58	30.58	89.3	91.5	90.1	7.49	7.68	7.35	2.44	2.61	2.52	7	6.00
	22:32		Middle	1.5	14.76	14.76		8.38	8.38		30.58	30.58		86.1	93.3		7.23	7.00		2.27	2.74		5	
16/2/2011	22:33	Foggy	Middle	1.5	15.63	15.63	15.63	8.39	8.39	8.39	30.92	30.92	30.92	89.1	90.4	89.7	7.34	7.45	7.39	4.05	4.18	4.03	8	7.00
	22:36		Middle	1.5	15.63	15.63		8.38	8.38		30.92	30.92		90.0	89.1		7.42	7.34		3.92	3.97		6	
18/2/2011	14:05	Cloudy	Middle	1.5	15.40	15.40	15.40	8.03	8.03	8.04	31.72	31.72	31.72	90.7	89.4	90.2	7.47	7.36	7.42	4.71	4.65	4.65	7	8.00
	14:08		Middle	1.5	15.40	15.40		8.04	8.04		31.71	31.71		90.7	89.8		7.46	7.39		4.53	4.70		9	
21/2/2011	12:15	Cloudy	Middle	1.5	15.20	15.20	15.20	8.06	8.06	8.07	31.60	31.60	31.61	88.8	88.2	88.6	7.39	7.34	7.37	4.92	4.82	4.93	11	11.00
	12:18		Middle	1.5	15.20	15.20		8.07	8.07		31.62	31.62		89.0	88.4		7.41	7.35		5.03	4.96		11	
23/2/2011	17:37	Cloudy	Middle	1.5	16.60	16.60	16.60	8.04	8.04	8.03	31.62	31.62	31.62	91.1	90.8	91.1	7.47	7.45	7.47	4.22	4.31	4.17	9	8.00
	17:40		Middle	1.5	16.60	16.60		8.02	8.02		31.62	31.62		91.4	90.9		7.49	7.46		3.99	4.14		7	
25/2/2011	19:39	Fine	Middle	1.5	17.64	17.64	17.65	8.14	8.14	8.13	30.92	30.92	30.92	90.9	92.6	91.5	7.20	7.33	7.25	5.25	5.23	5.50	11	10.00
	19:42		Middle	1.5	17.65	17.65		8.12	8.12		30.92	30.92		94.2	88.4		7.46	7.00		6.03	5.48		9	

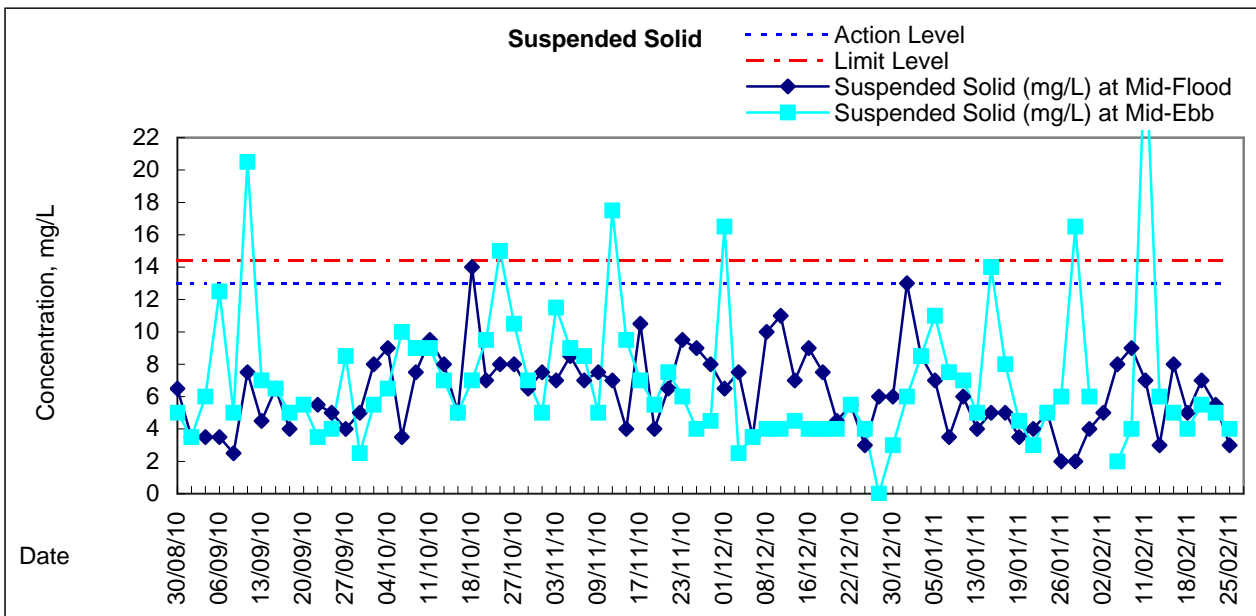
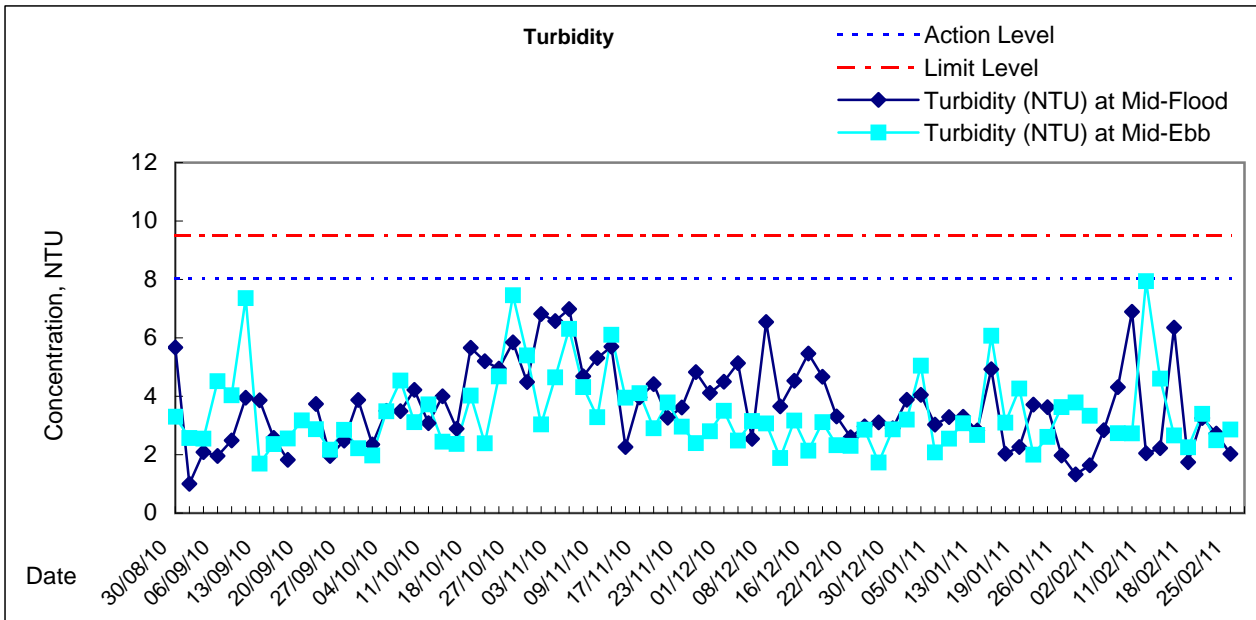
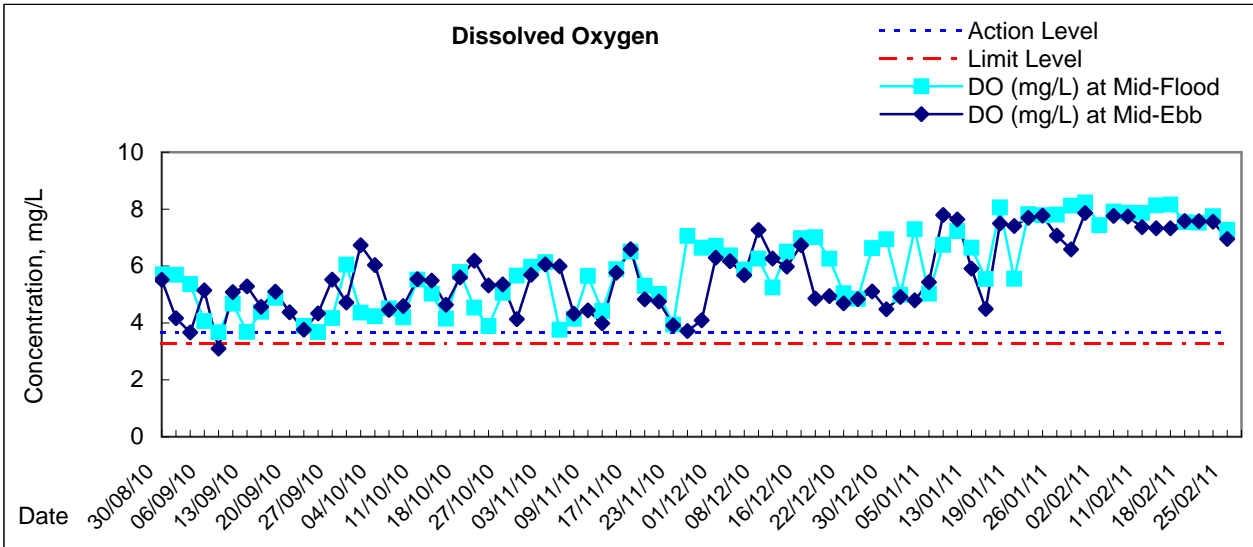


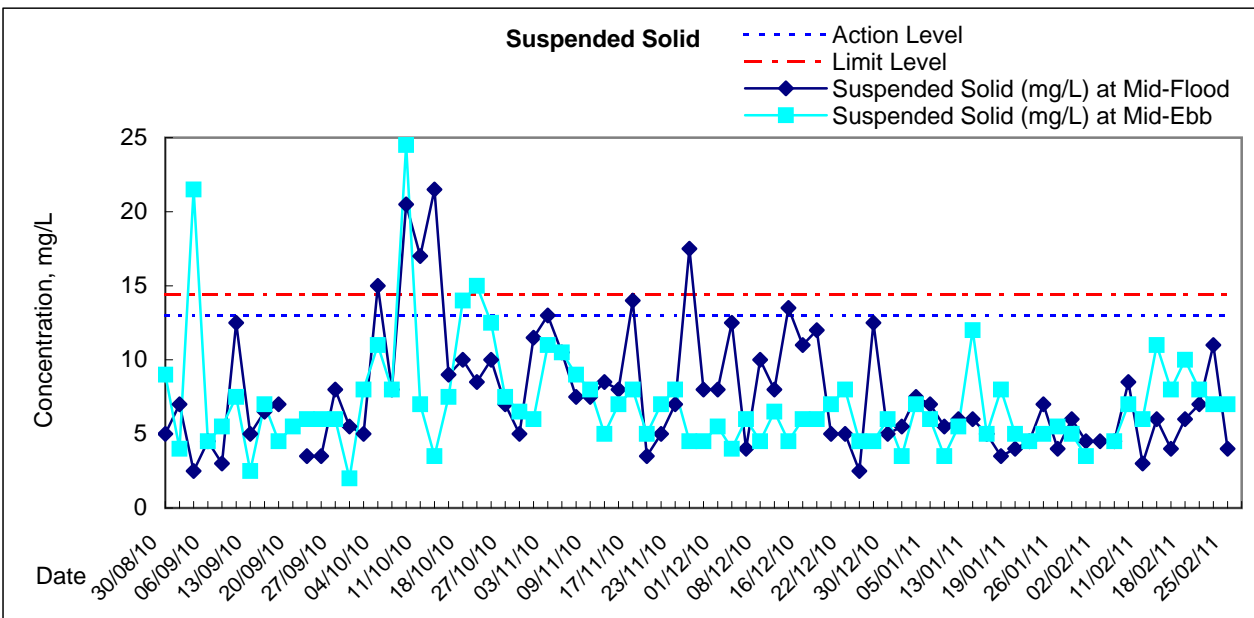
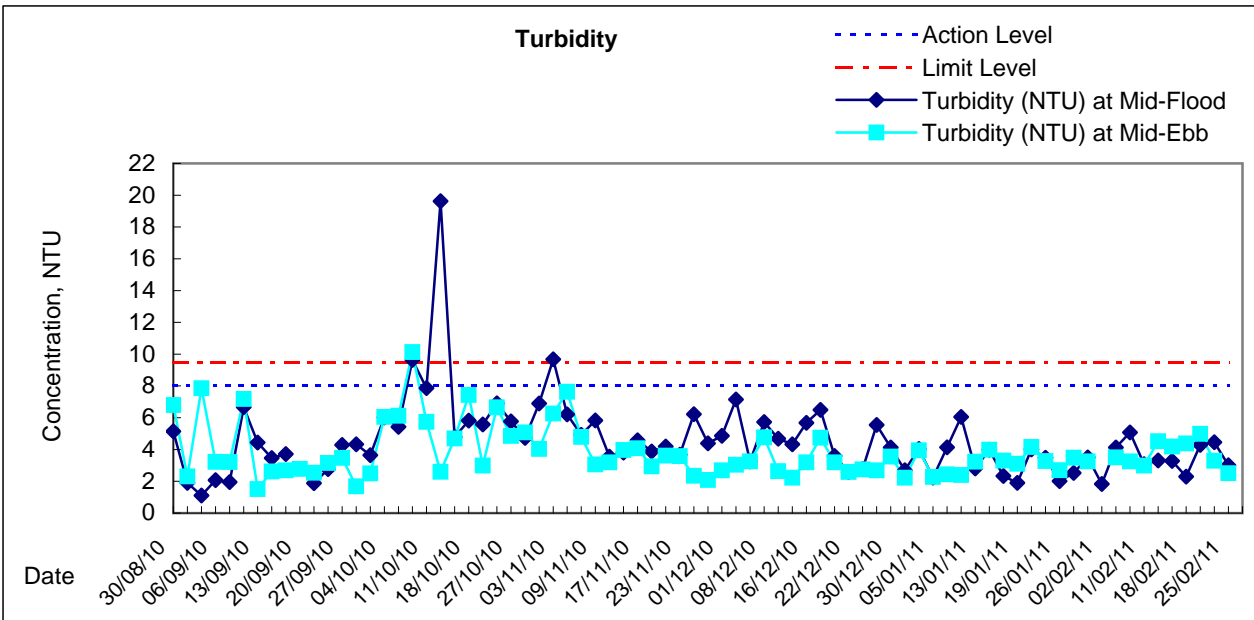
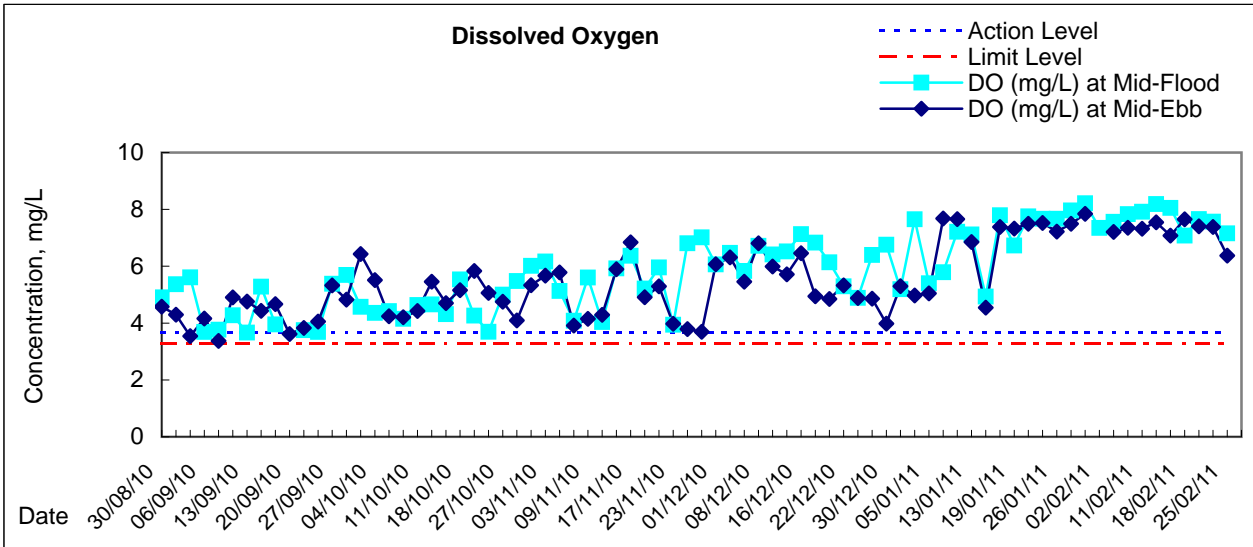
**Water Monitoring Result at WSD7 - Kowloon South
Mid-Ebb Tide**

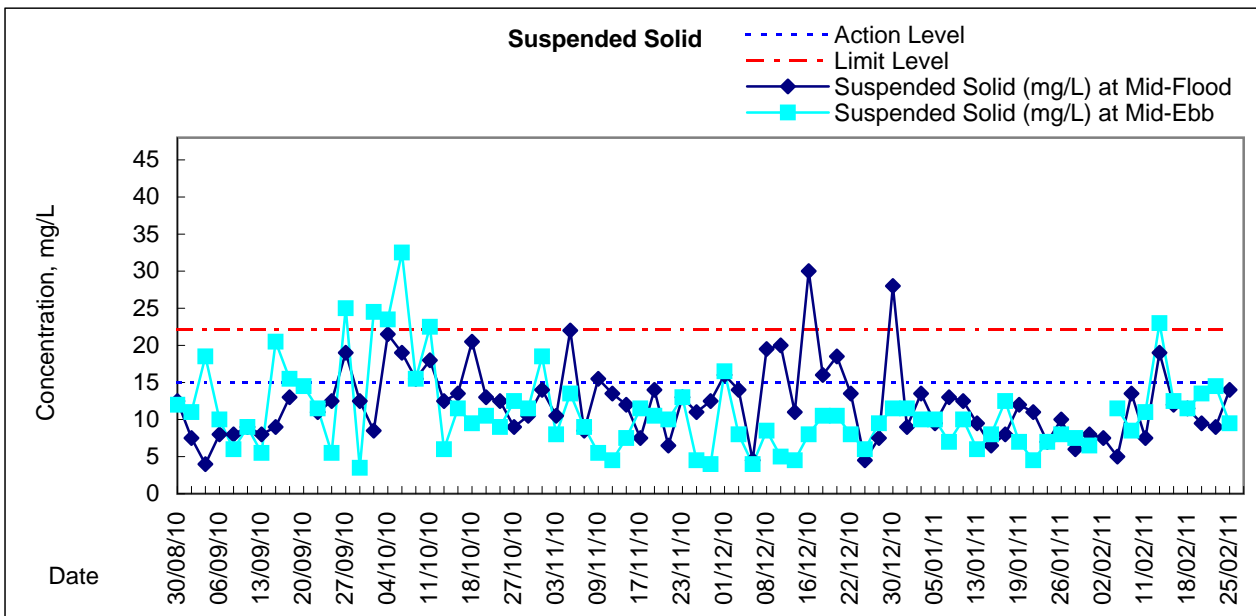
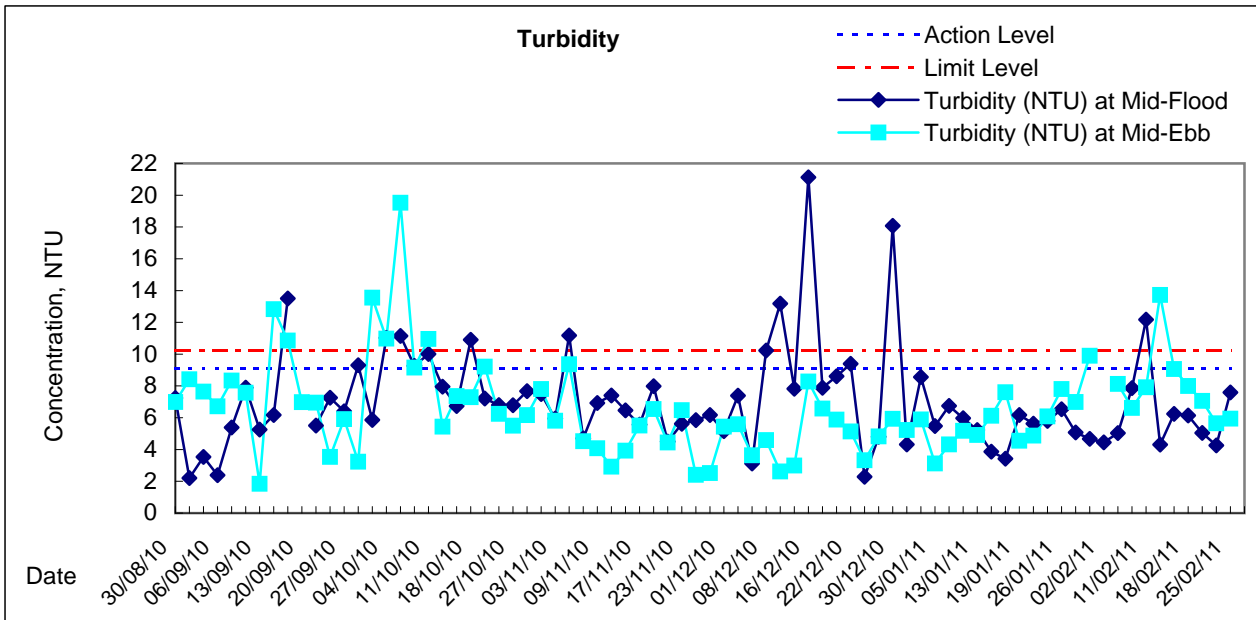
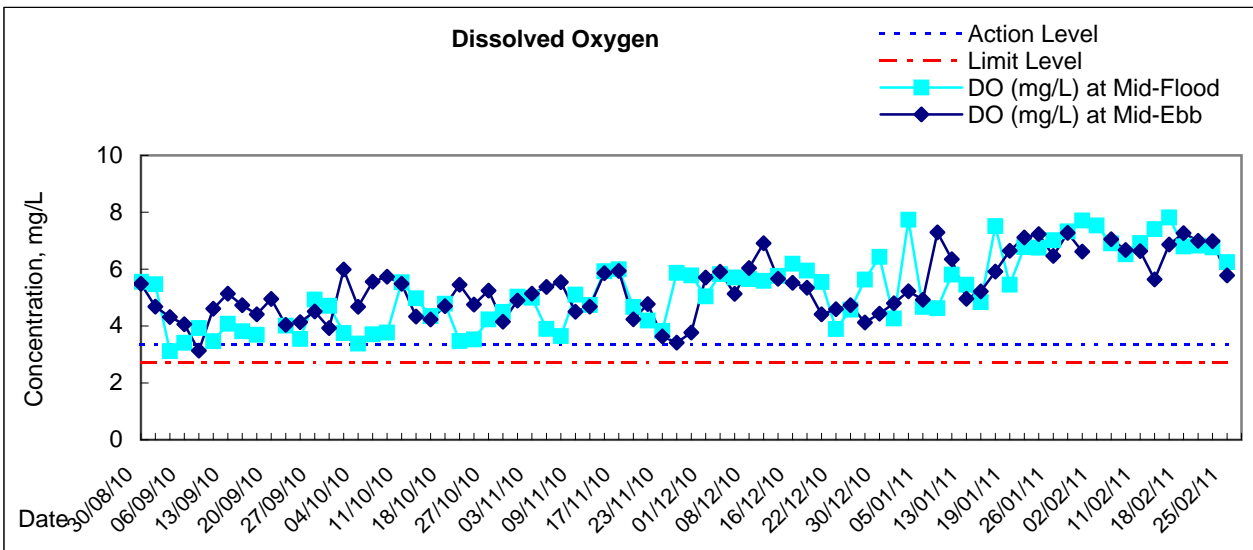
Date	Time	Weather Condition	Sampling Depth		Water Temperature		pH			Salinity		DO Saturation		DO		Turbidity		Suspended Solids						
					°C		-		ppt		%		mg/L		NTU		mg/L							
			m		Value	Average	Value	Average	Value	Average	Value	Average	Value	Average	Value	Average	Value	Average	Value	Average				
28/1/2011	21:20	Cloudy	Middle	2.0	14.76	14.76	14.75	8.22	8.22	8.22	31.52	31.52	31.53	95.3	95.8	95.5	7.96	8.00	7.97	2.75	2.65	2.64	<2	3.00
	21:23		Middle	2.0	14.74	14.74		8.22	8.22		31.53	31.53		95.6	95.1		7.99	7.94		2.60	2.57		3	
31/1/2011	21:56	Cloudy	Middle	2.0	14.06	14.06	14.06	8.40	8.40	8.40	31.23	31.23	31.23	84.1	81.7	84.8	7.14	6.93	7.20	3.15	3.24	3.21	5	4.50
	22:00		Middle	2.0	14.06	14.06		8.40	8.40		31.23	31.23		84.6	88.7		7.18	7.53		3.20	3.23		4	
3/2/2011	-	-	Middle	-	-	-	-	-	-	-	-	-	-	-	-	-	-	-	-	-	-	-	-	-
	-		Middle	-	-	-		-	-		-	-		-	-		-	-		-	-		-	
7/2/2011	13:01	Cloudy	Middle	1.5	16.50	16.50	16.60	8.01	8.01	8.02	32.28	32.28	32.28	96.8	96.0	96.5	7.80	7.73	7.77	5.06	5.27	5.22	8	9.00
	13:04		Middle	1.5	16.70	16.70		8.02	8.02		32.28	32.29		96.9	96.2		7.81	7.74		5.11	5.42		10	
9/2/2011	13:53	Cloudy	Middle	1.5	19.20	19.20	19.45	8.00	8.00	8.01	32.15	32.15	32.14	96.6	96.2	96.3	7.29	7.26	7.27	3.43	3.11	3.02	4	4.50
	13:55		Middle	1.5	19.70	19.70		8.01	8.01		32.13	32.13		96.6	95.9		7.28	7.23		2.69	2.84		5	
11/2/2011	17:56	Cloudy	Middle	2.0	15.70	15.70	15.70	8.06	8.06	8.06	30.60	30.60	30.61	83.8	84.2	85.6	6.91	6.94	7.06	4.10	3.84	3.79	3	4.00
	17:59		Middle	2.0	15.69	15.69		8.05	8.05		30.61	30.61		87.5	86.8		7.22	7.16		3.67	3.55		5	
14/2/2011	19:22	Cloudy	Middle	2.0	14.55	14.55	14.55	8.37	8.37	8.37	30.73	30.73	30.74	90.5	90.5	90.6	7.63	7.63	7.64	2.42	2.48	2.38	2	3.00
	19:26		Middle	2.0	14.54	14.54		8.36	8.36		30.74	30.74		90.8	90.5		7.65	7.63		2.43	2.17		4	
16/2/2011	21:52	Foggy	Middle	2.0	15.62	15.62	15.62	8.30	8.30	8.30	30.80	30.80	30.80	88.1	82.0	85.8	7.26	6.76	7.07	2.23	2.16	2.42	4	4.50
	21:56		Middle	2.0	15.62	15.62		8.30	8.30		30.80	30.80		85.8	87.3		7.07	7.20		2.50	2.80		5	
18/2/2011	13:39	Cloudy	Middle	1.5	15.30	15.30	15.30	8.01	8.01	8.01	31.60	31.60	31.62	86.2	85.7	86.2	7.12	7.07	7.12	2.86	2.82	2.63	6	5.50
	13:41		Middle	1.5	15.30	15.30		8.00	8.00		31.64	31.64		86.9	86.1		7.17	7.10		2.29	2.55		5	
21/2/2011	12:47	Cloudy	Middle	1.5	15.40	15.40	15.40	8.02	8.02	8.02	31.48	31.48	31.48	87.2	86.8	87.1	7.21	7.19	7.21	3.77	3.91	3.76	7	6.00
	12:50		Middle	1.5	15.40	15.40		8.02	8.02		31.48	31.48		87.5	87.0		7.24	7.20		3.62	3.74		5	
23/2/2011	18:20	Cloudy	Middle	1.5	16.00	16.00	16.20	7.97	7.97	7.97	31.58	31.58	31.58	90.2	89.8	90.1	7.38	7.35	7.37	3.64	3.70	3.65	6	7.00
	18:23		Middle	1.5	16.40	16.40		7.97	7.97		31.58	31.58		90.5	89.8		7.41	7.35		3.43	3.82		8	
25/2/2011	18:00	Fine	Middle	2.0	18.03	18.03	18.02	7.97	7.97	7.97	30.65	30.65	30.65	83.7	82.0	81.0	6.60	6.46	6.38	5.71	5.52	5.38	9	8.00
	18:04		Middle	2.0	18.03	17.98		7.97	7.97		30.65	30.66		78.8	79.3		6.20	6.25		5.02	5.26		7	

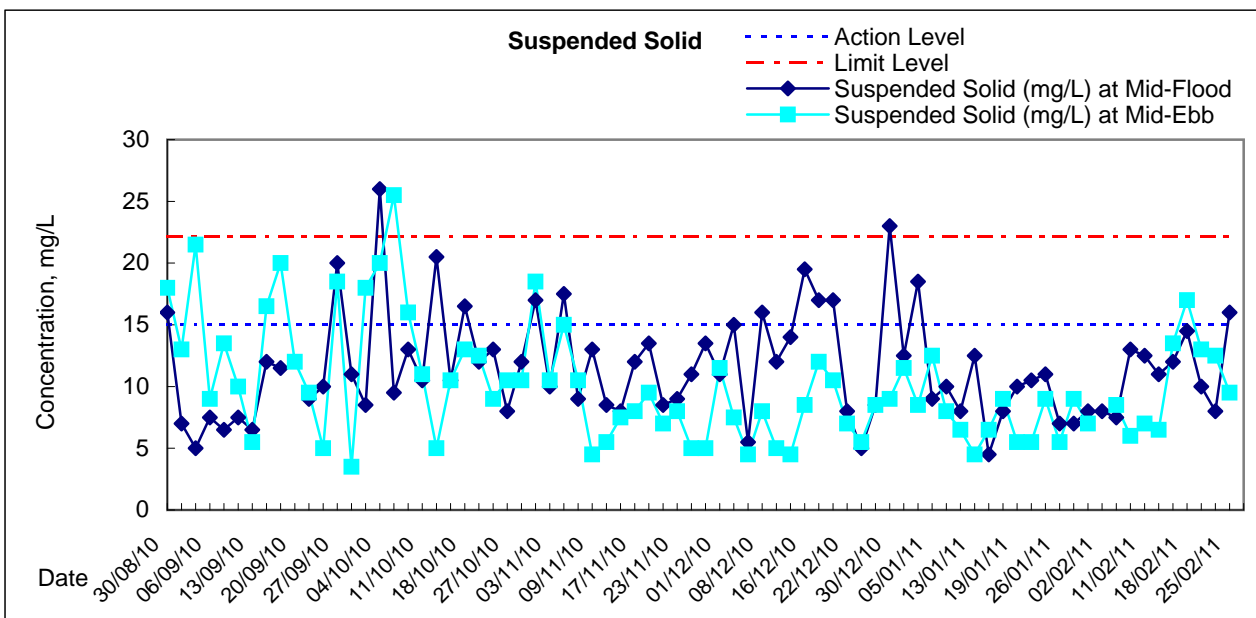
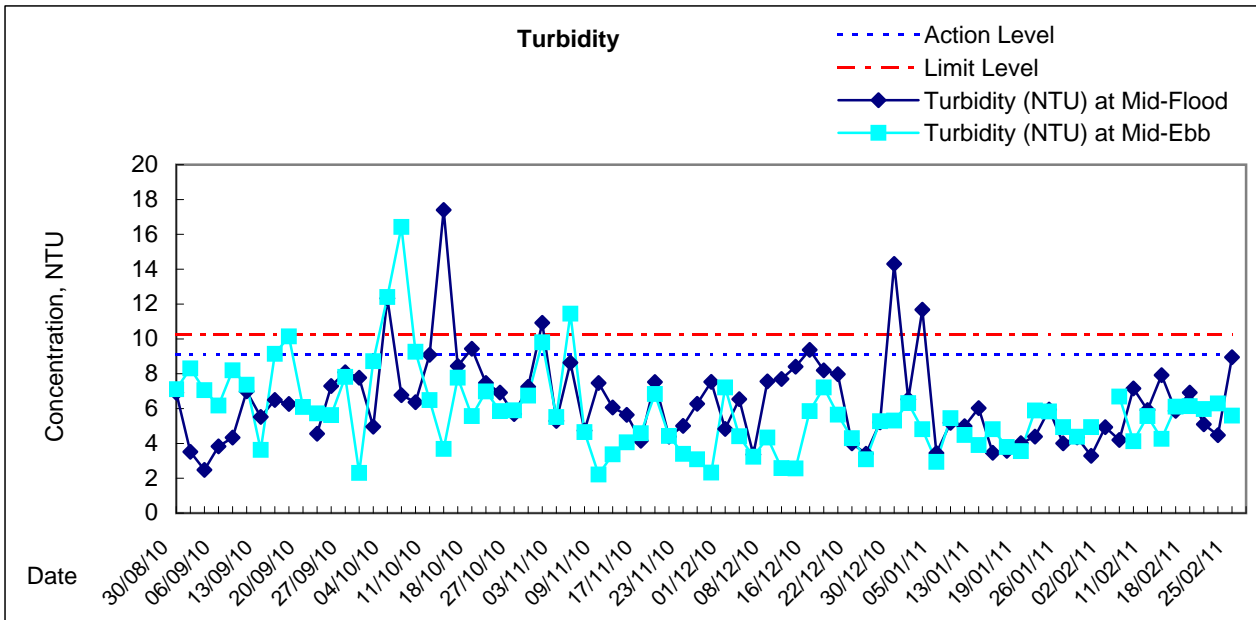
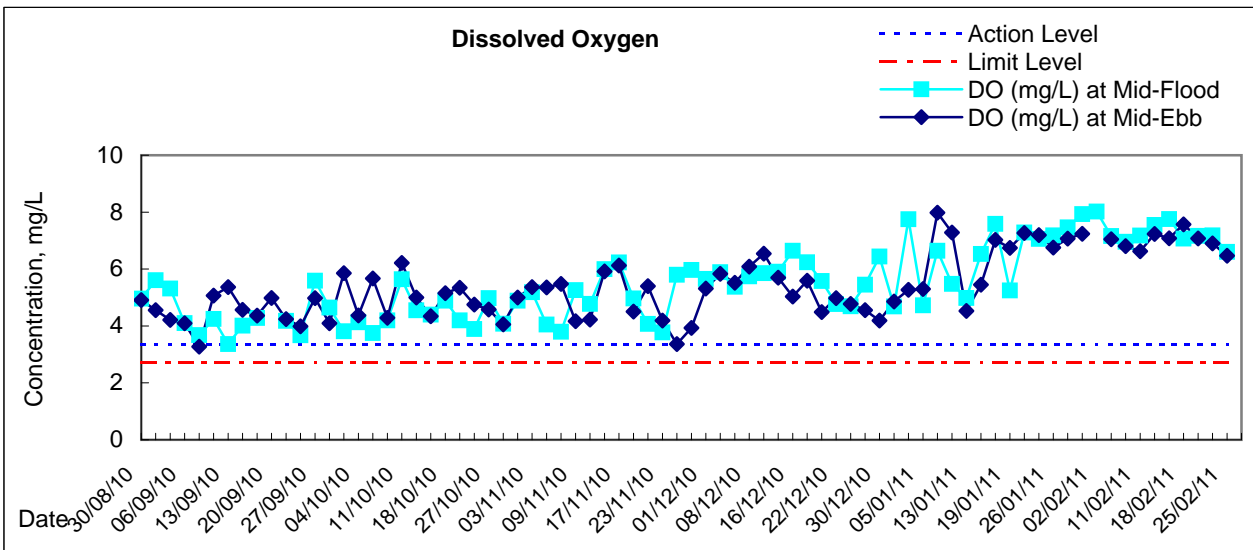


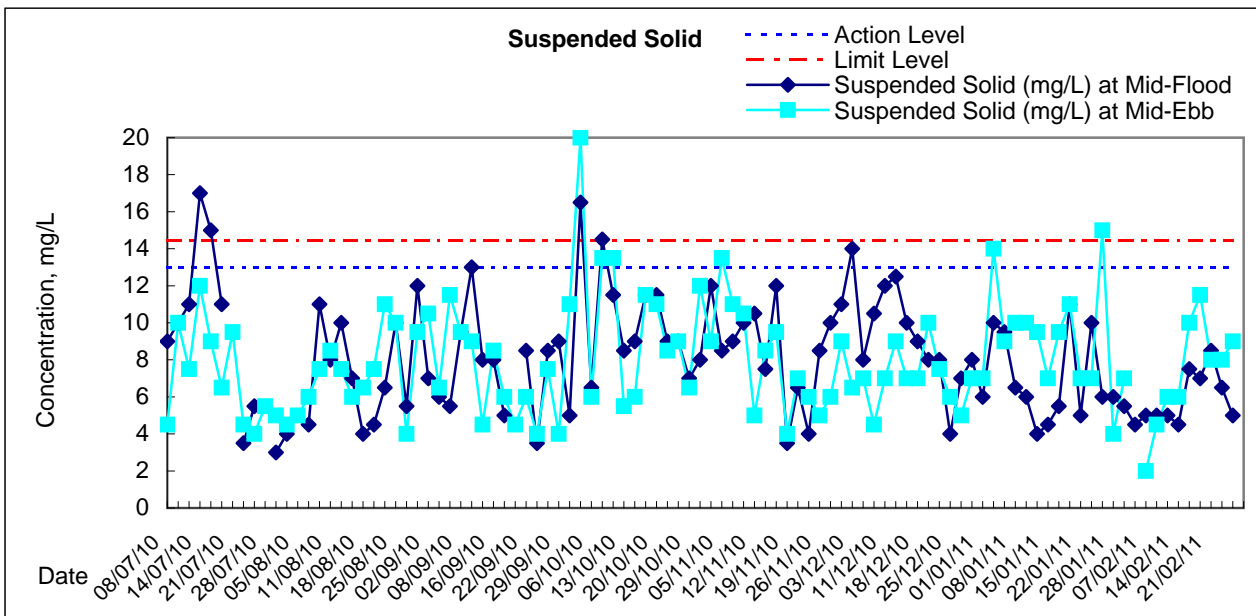
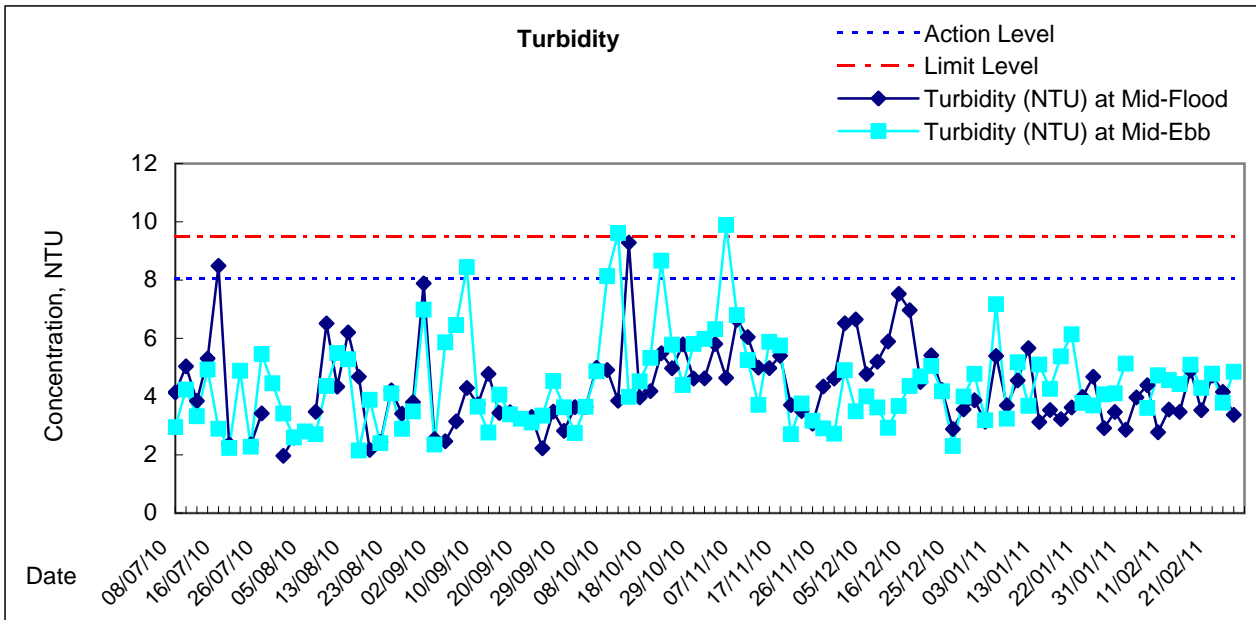
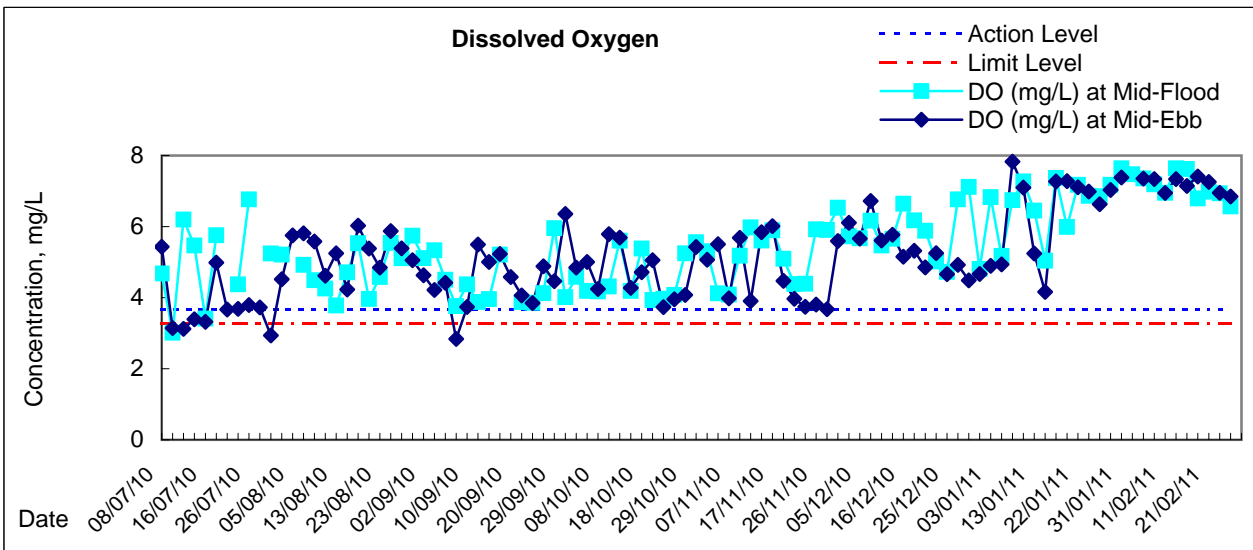






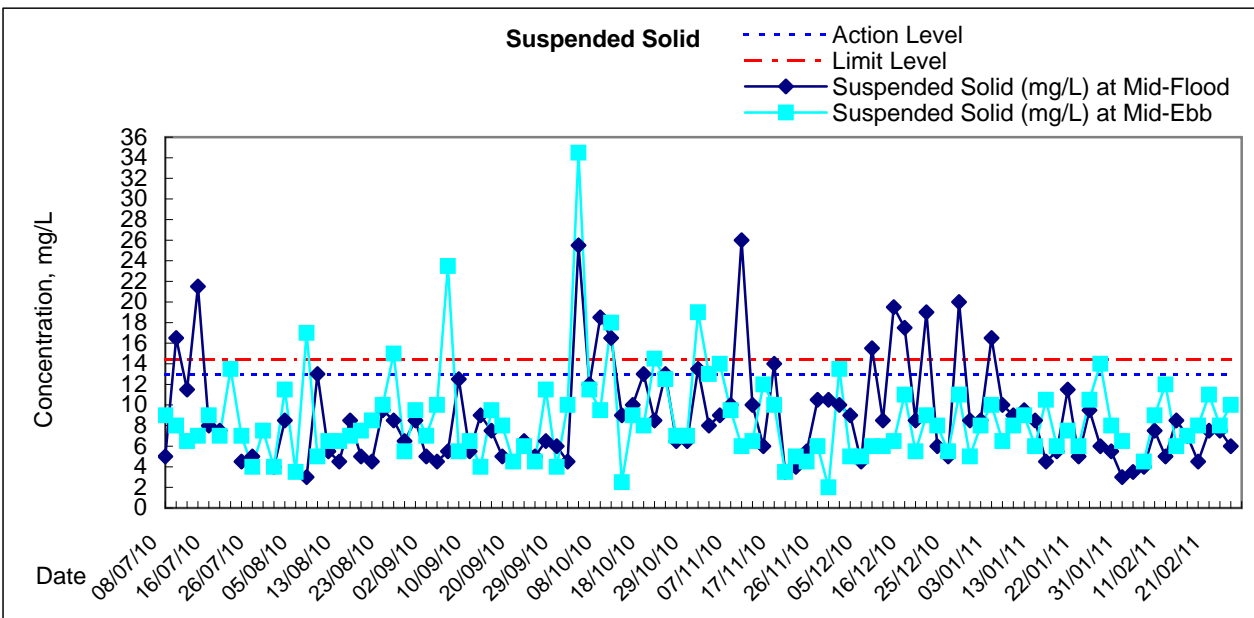
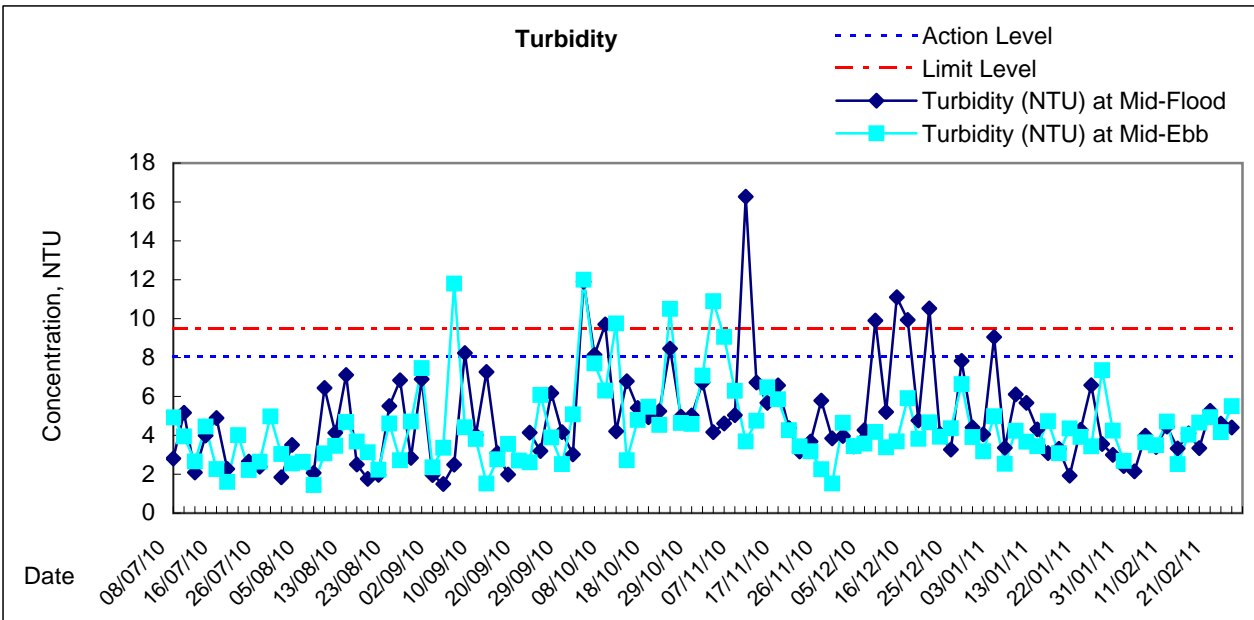
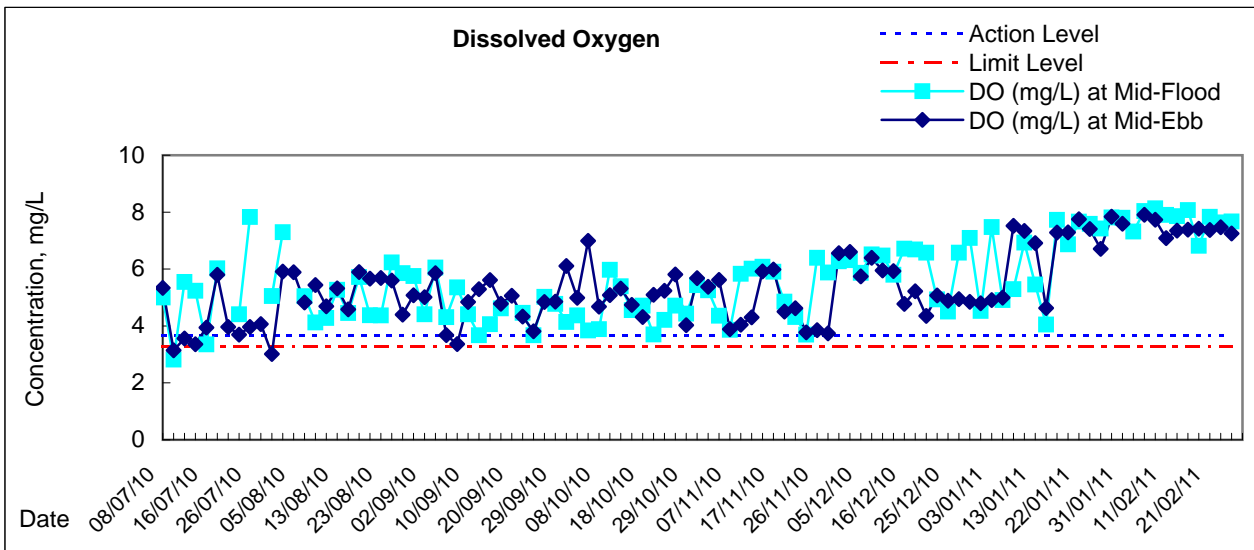


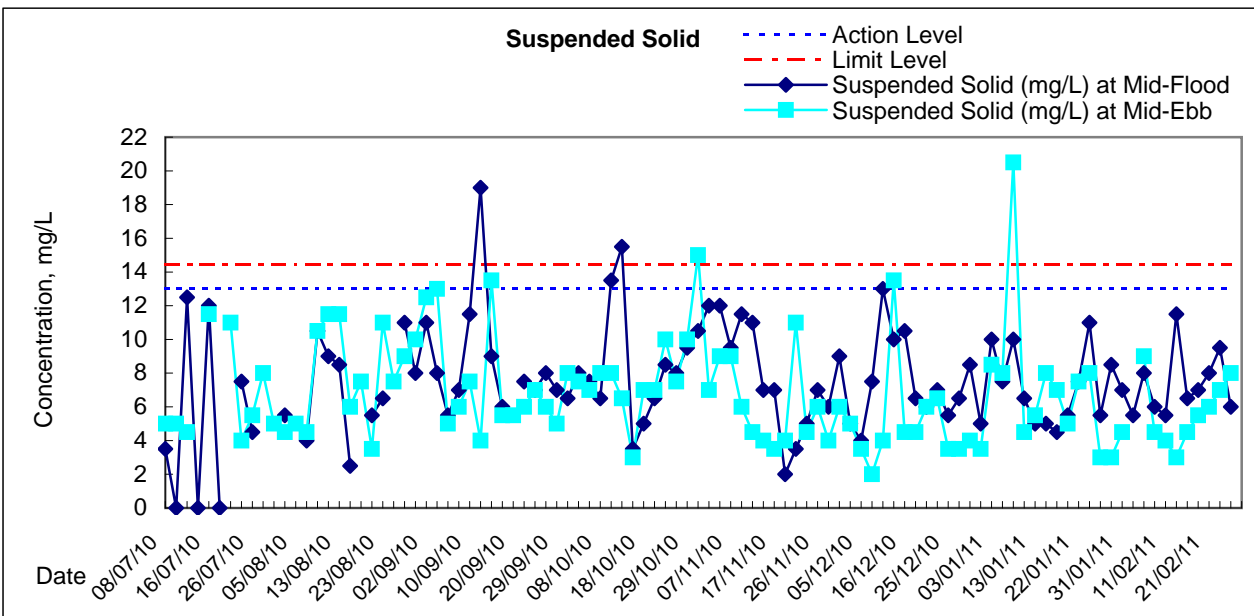
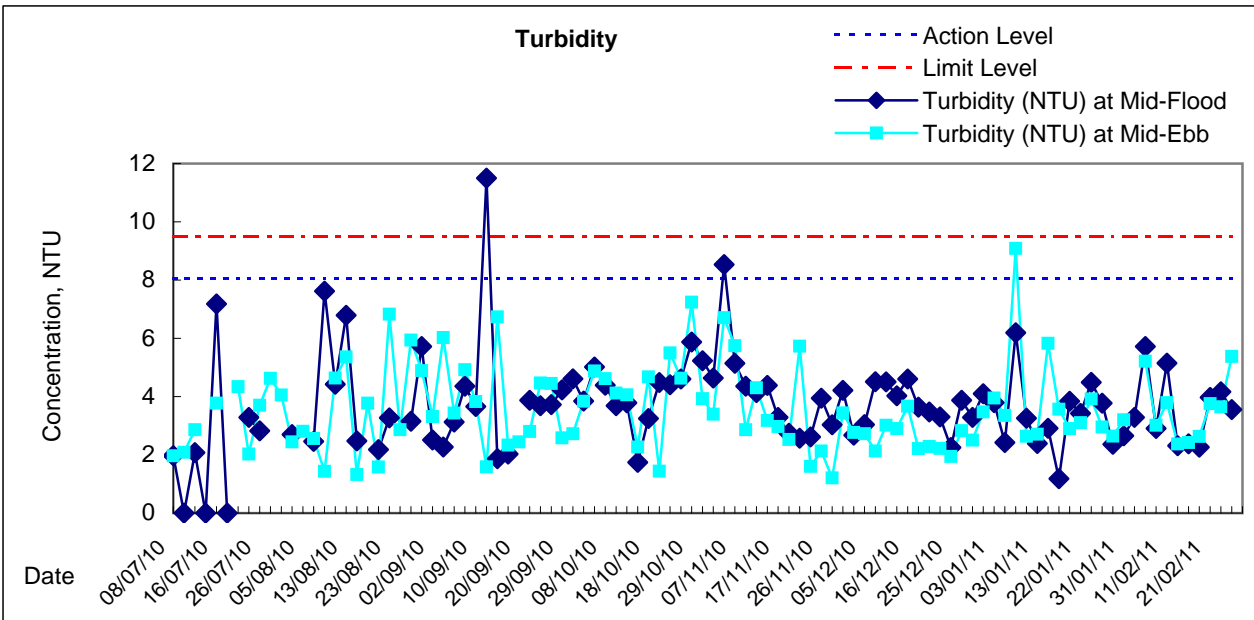
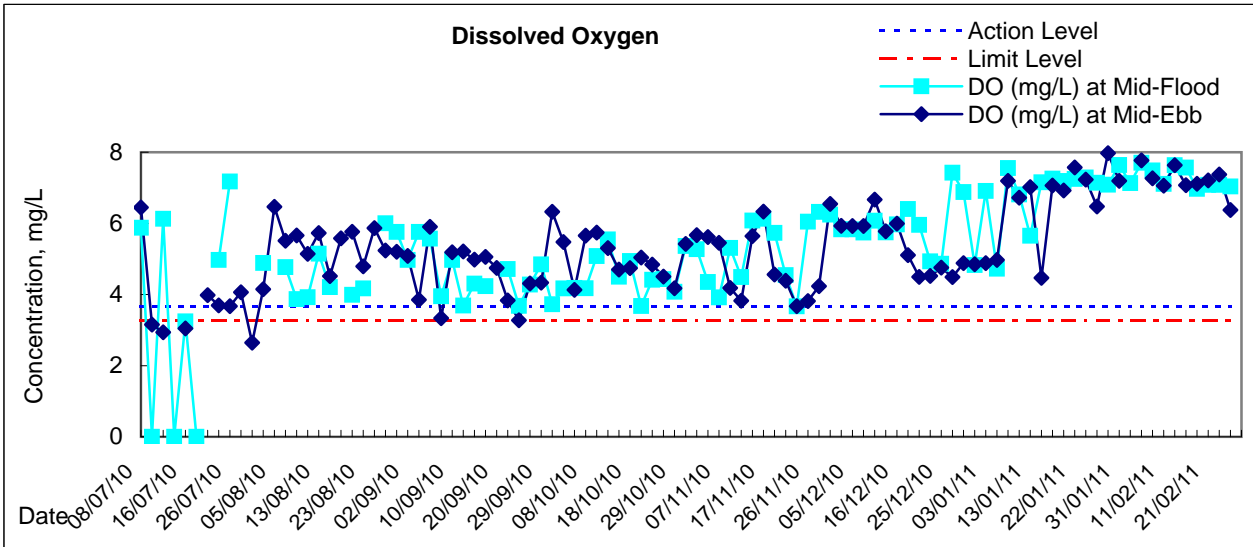


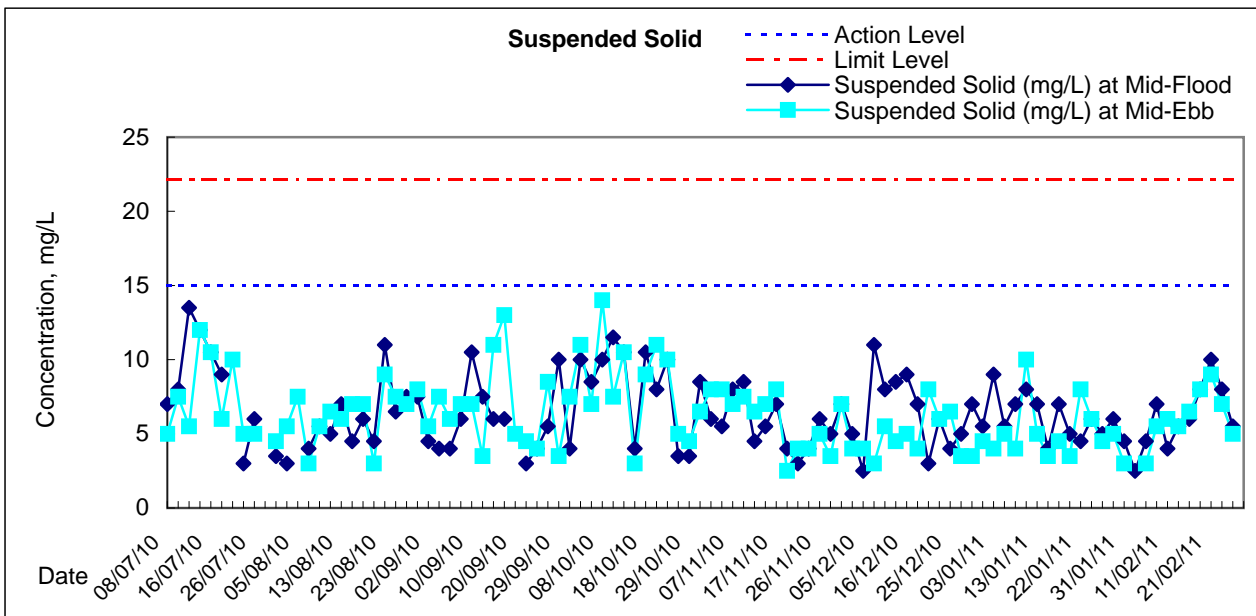
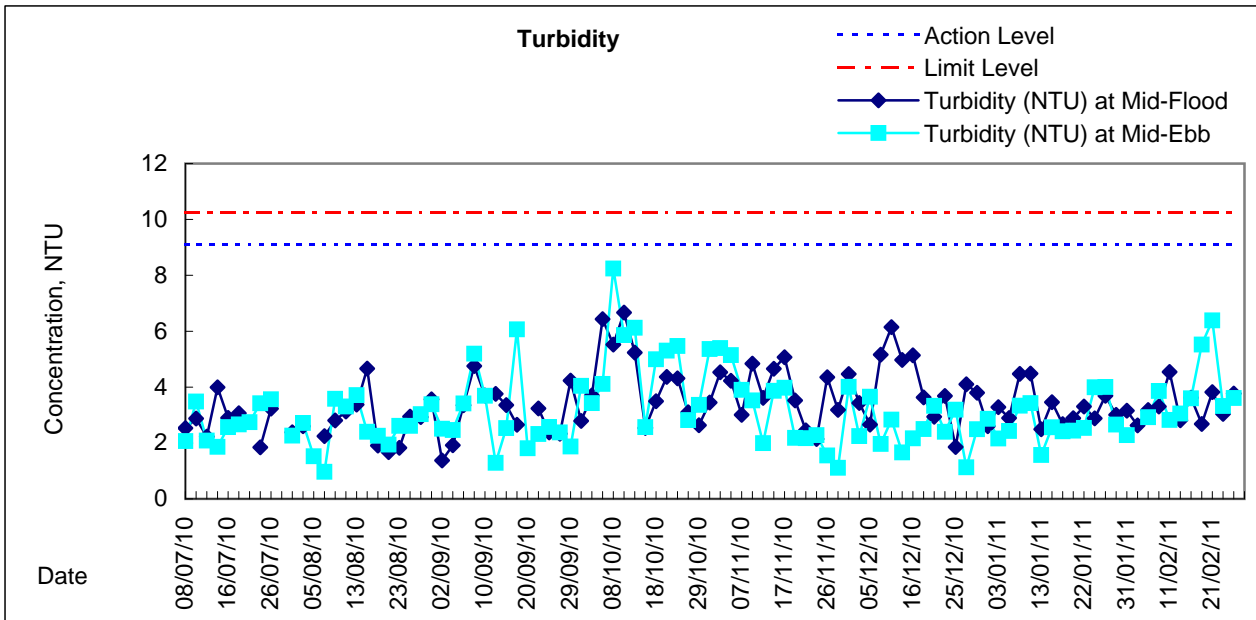
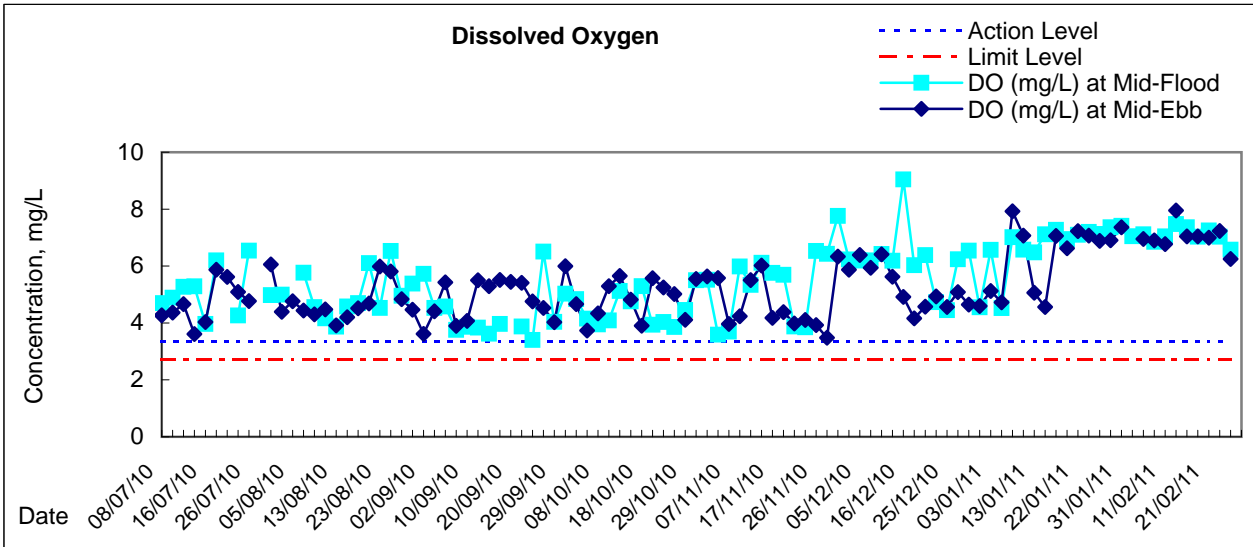




Graphic Presentation of Water Quality Result of WSD20 - Kennedy Town

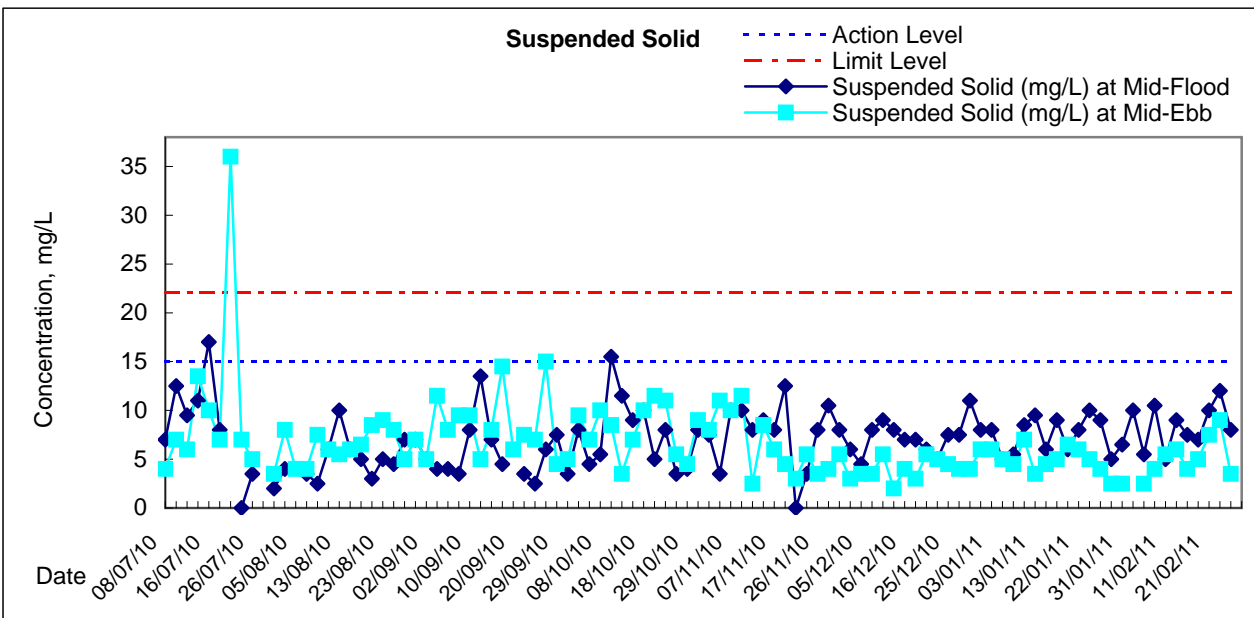
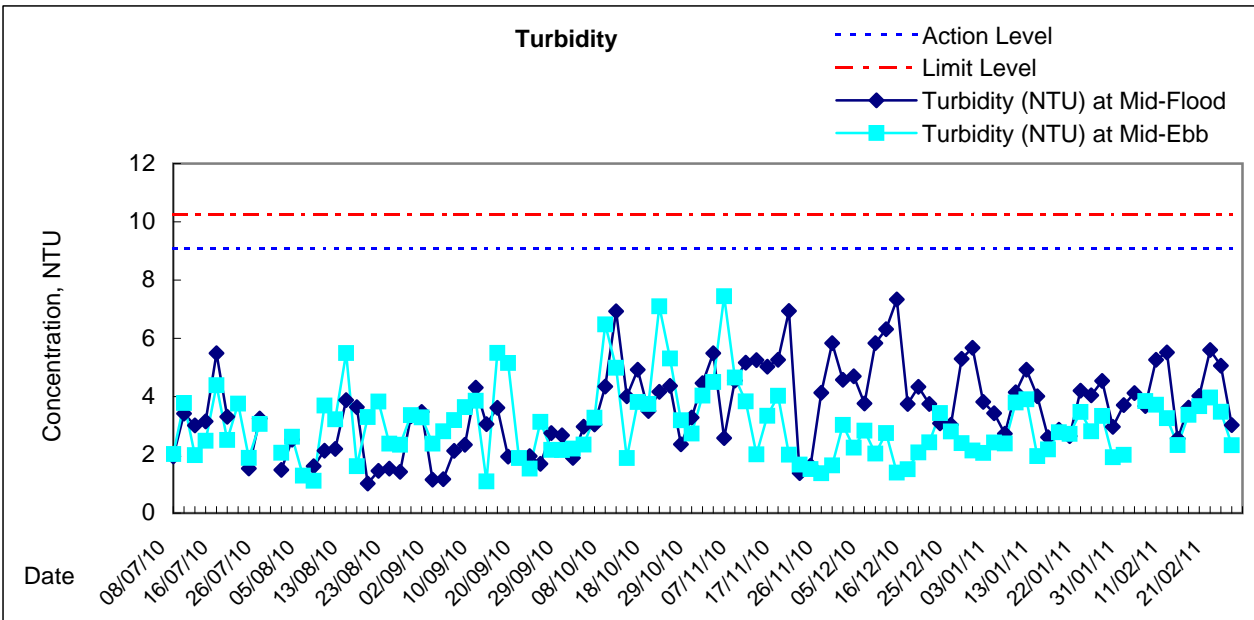
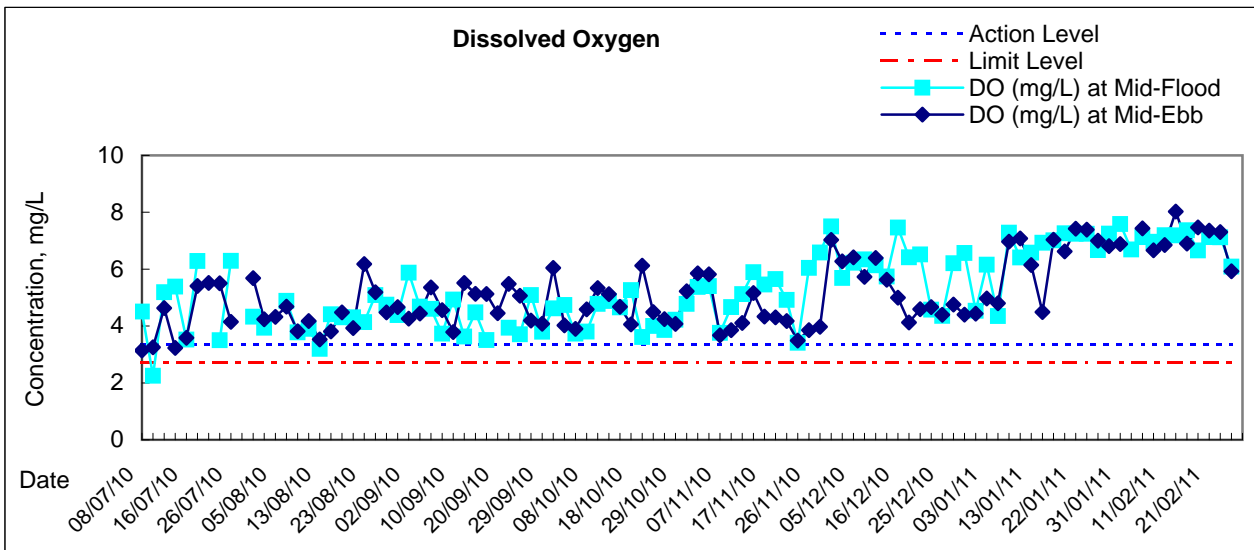






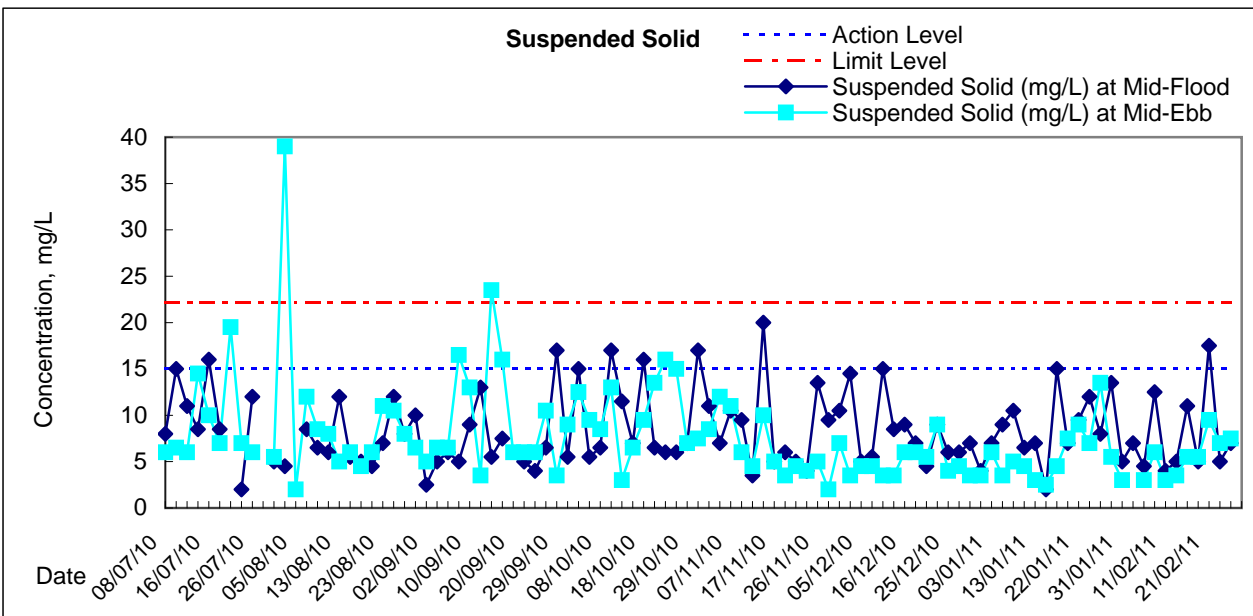
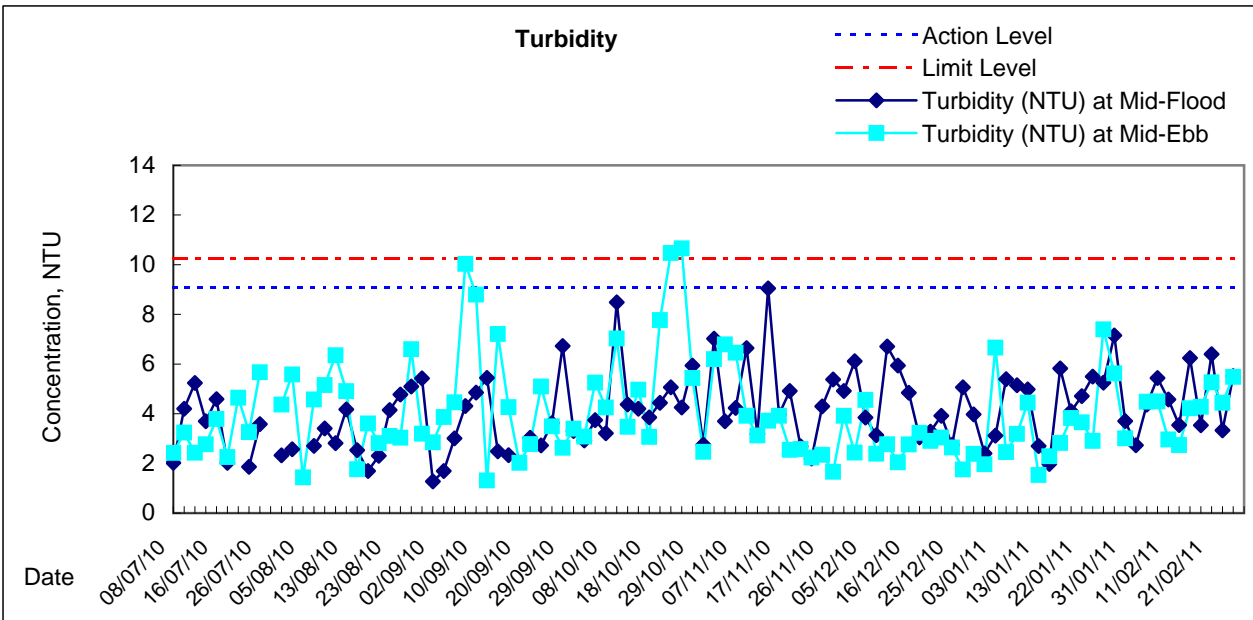
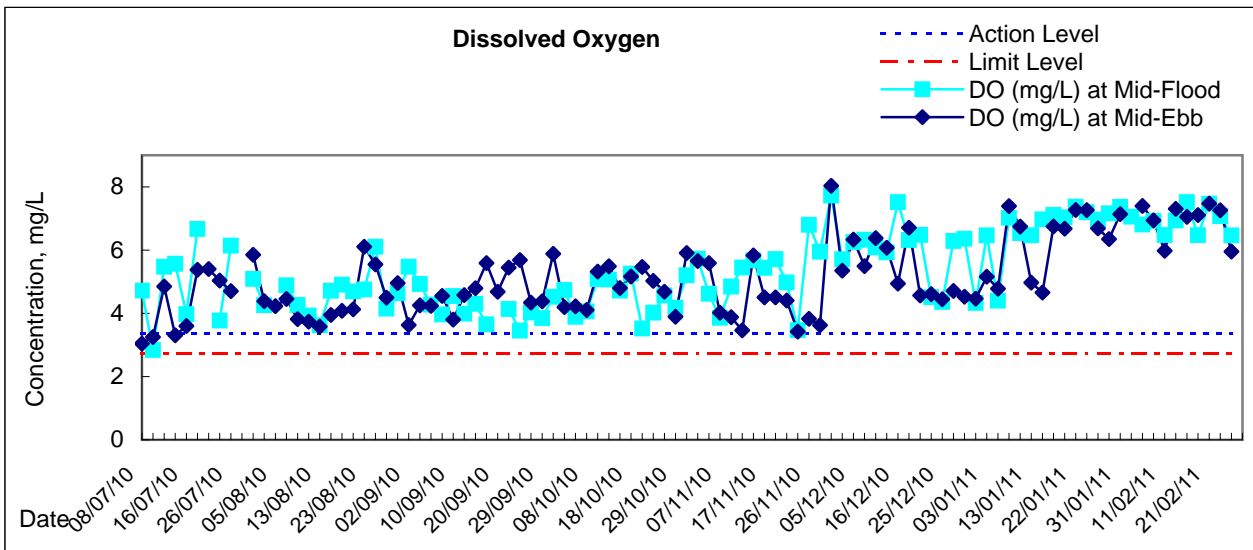


Graphic Presentation of Water Quality Result of C2 - TH / APA / SOC



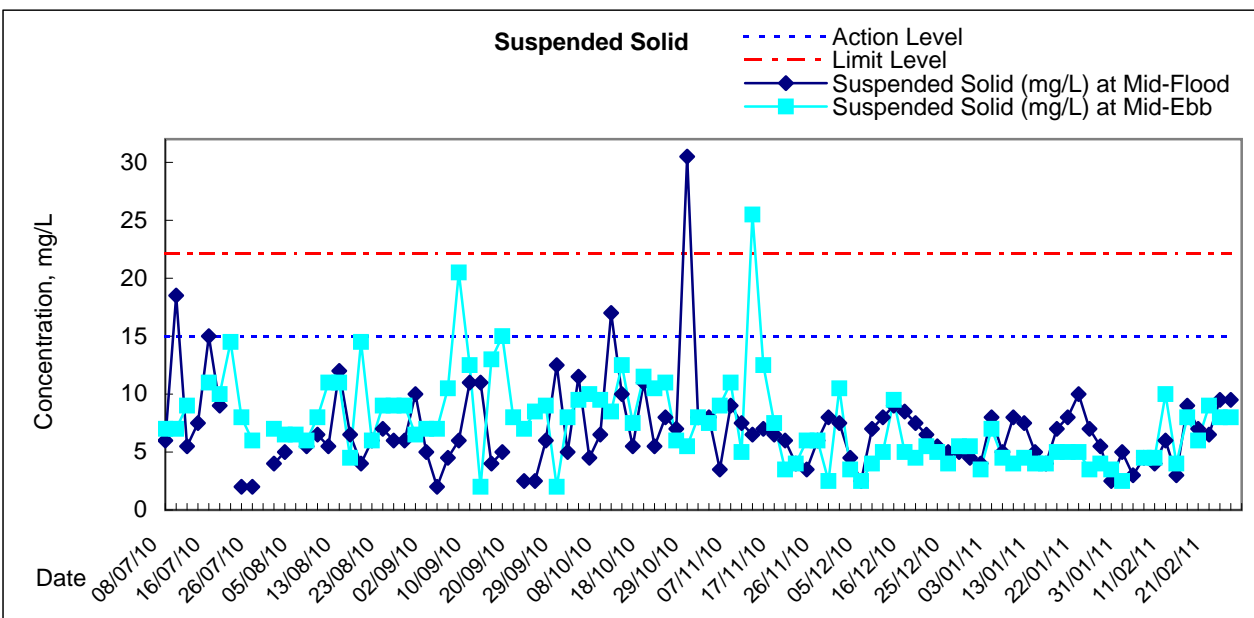
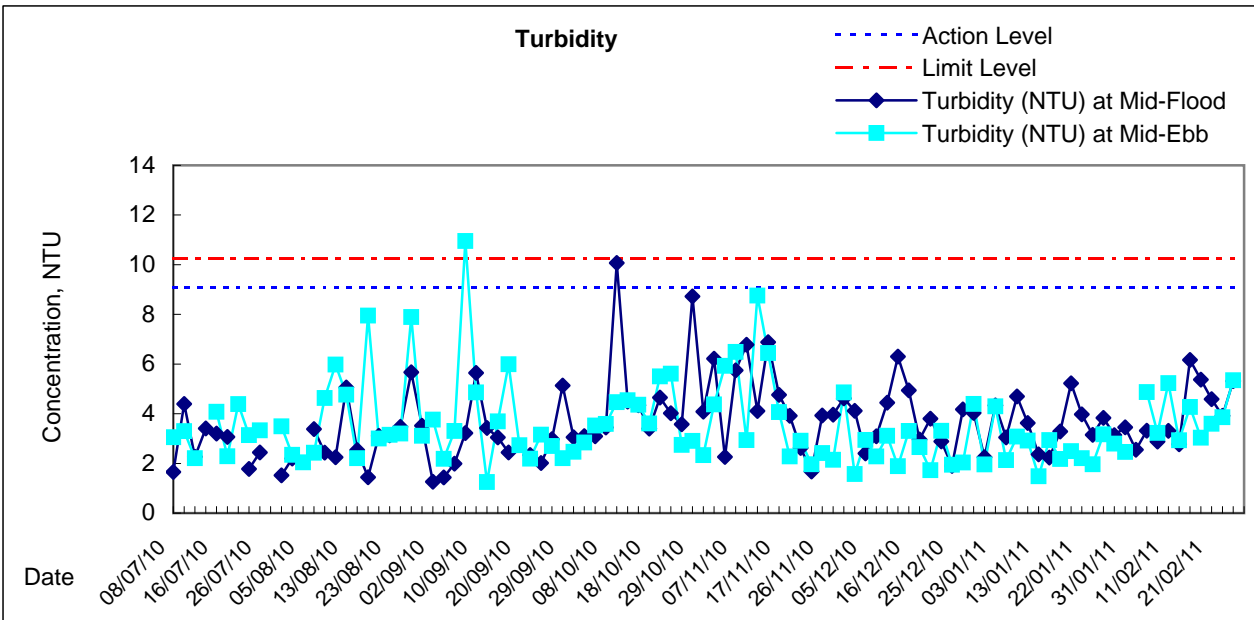
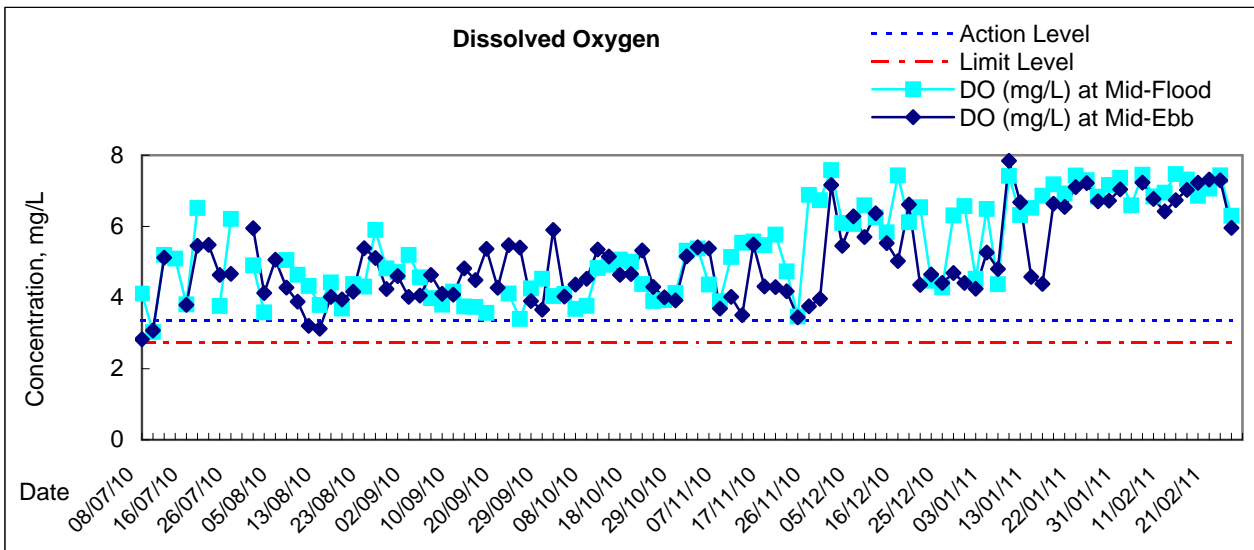


Graphic Presentation of Water Quality Result of C3 - WCT and GEC



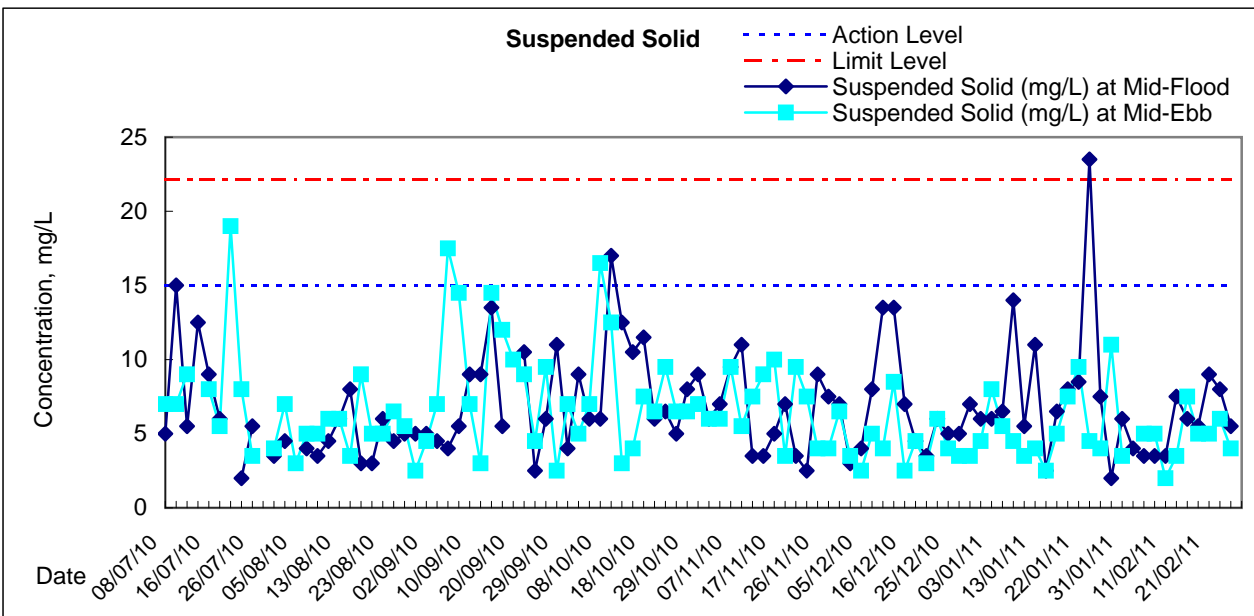
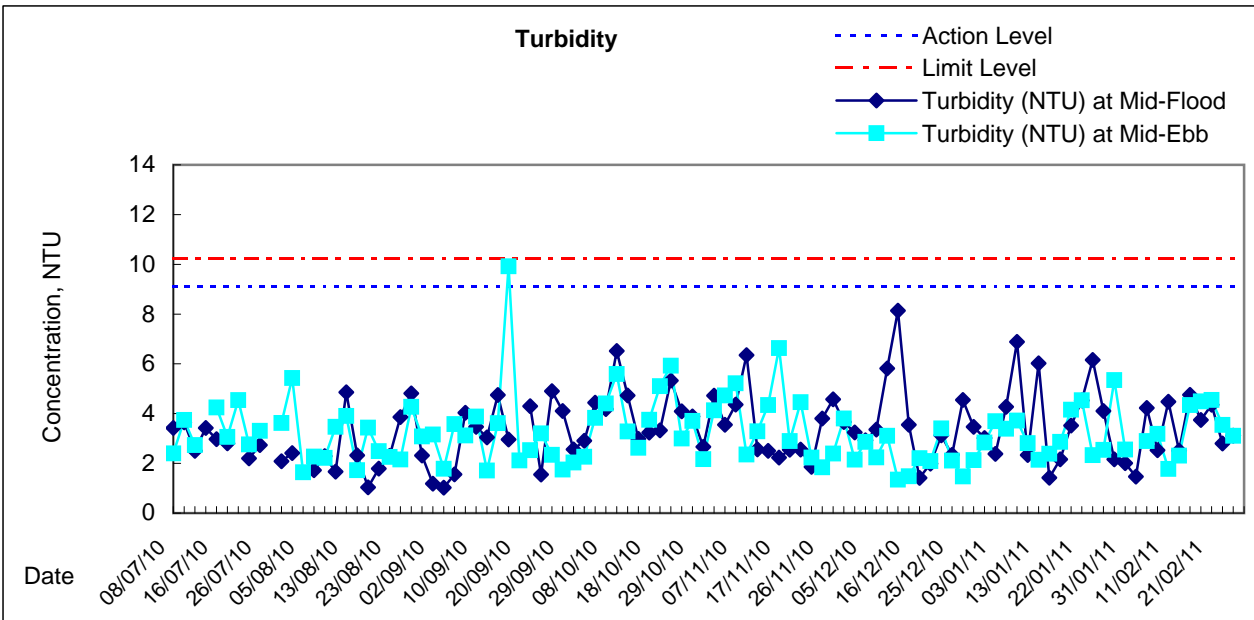
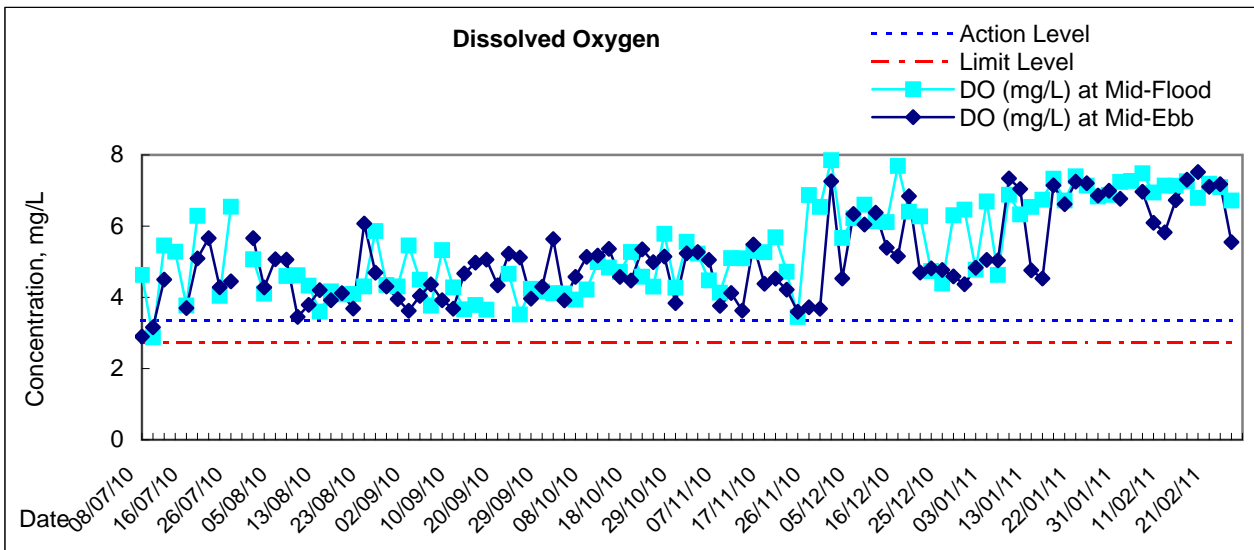


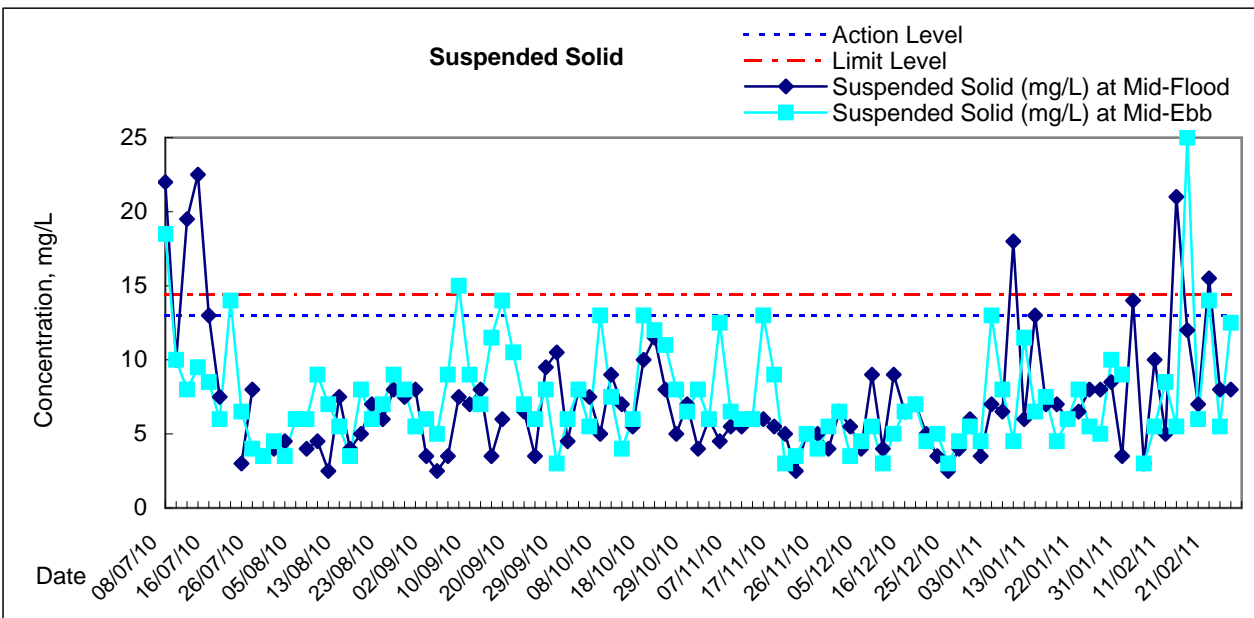
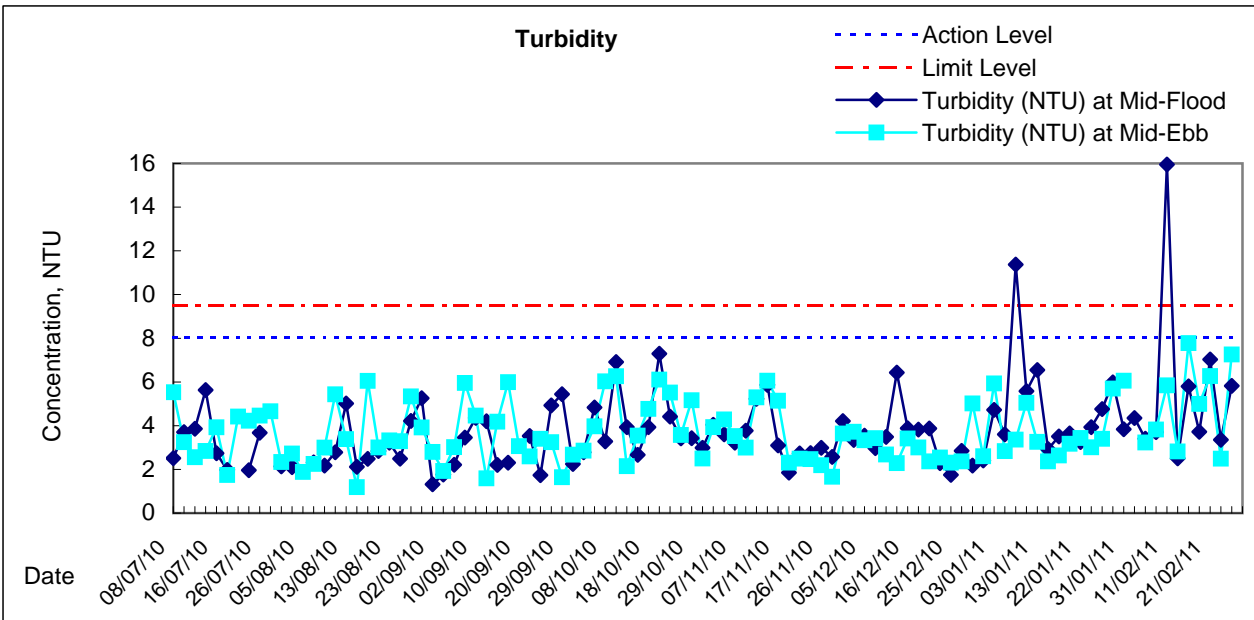
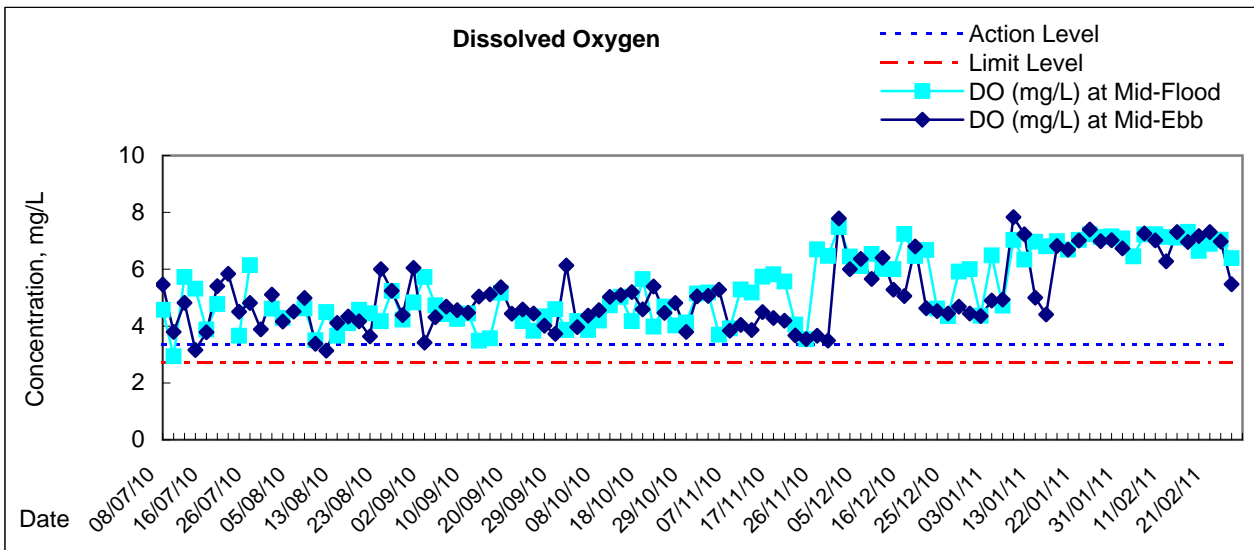
Graphic Presentation of Water Quality Result of C4e - WCT and GEC (Eastern)

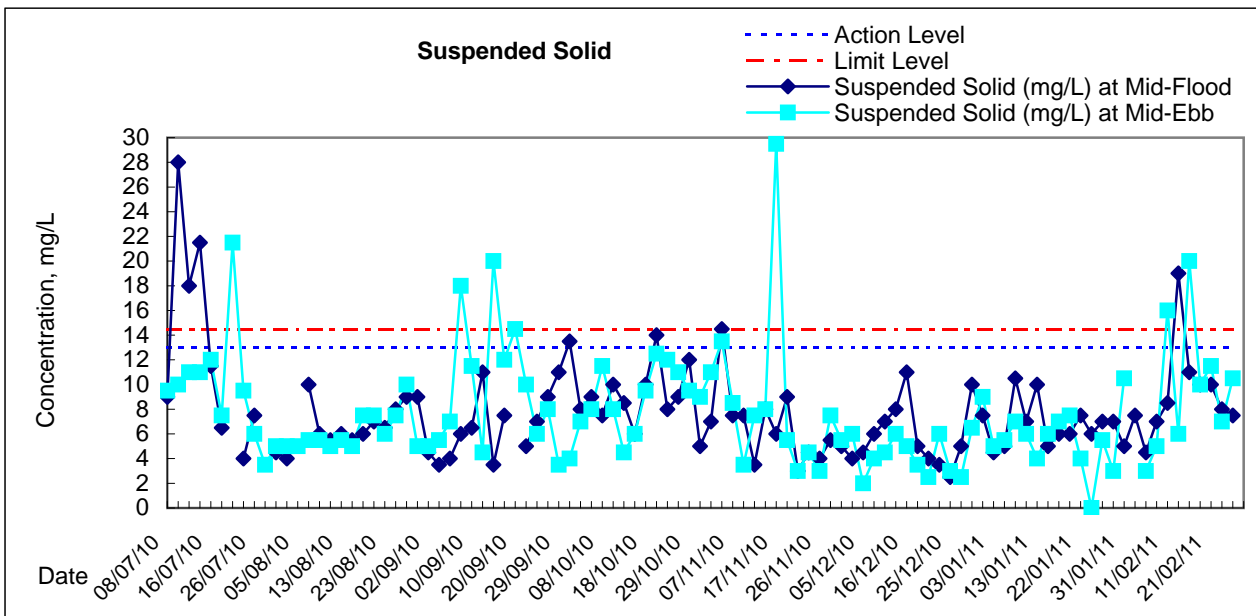
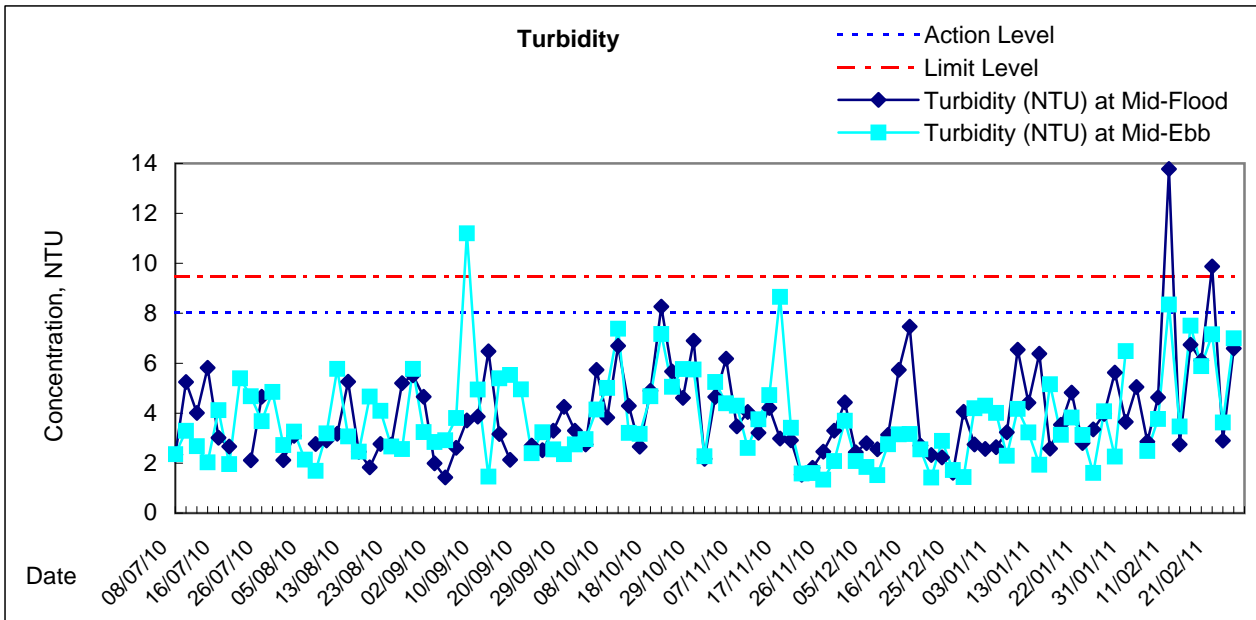
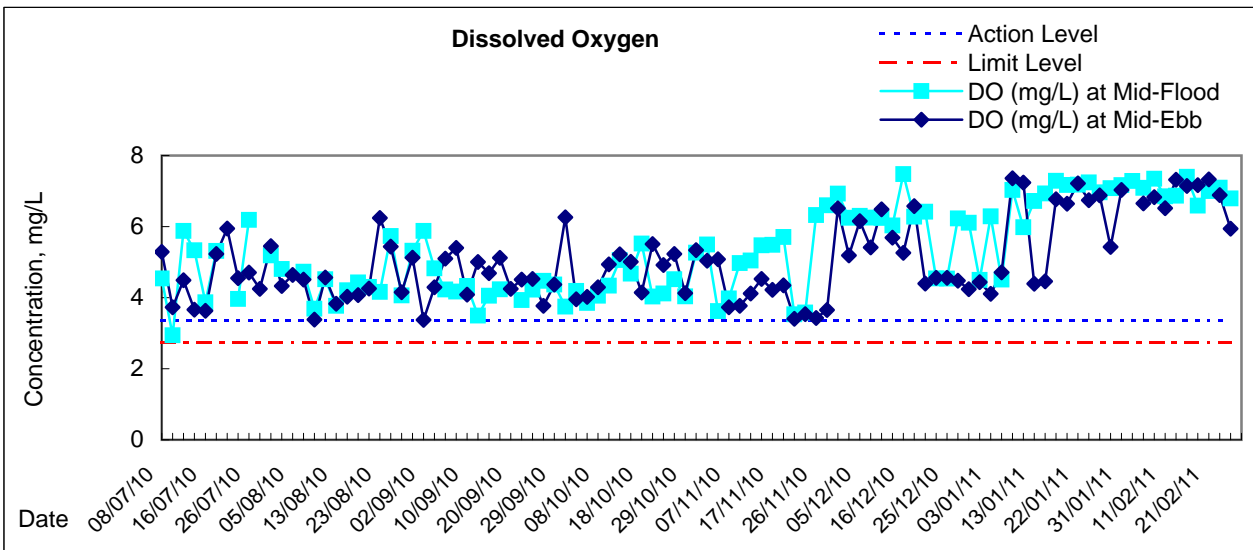


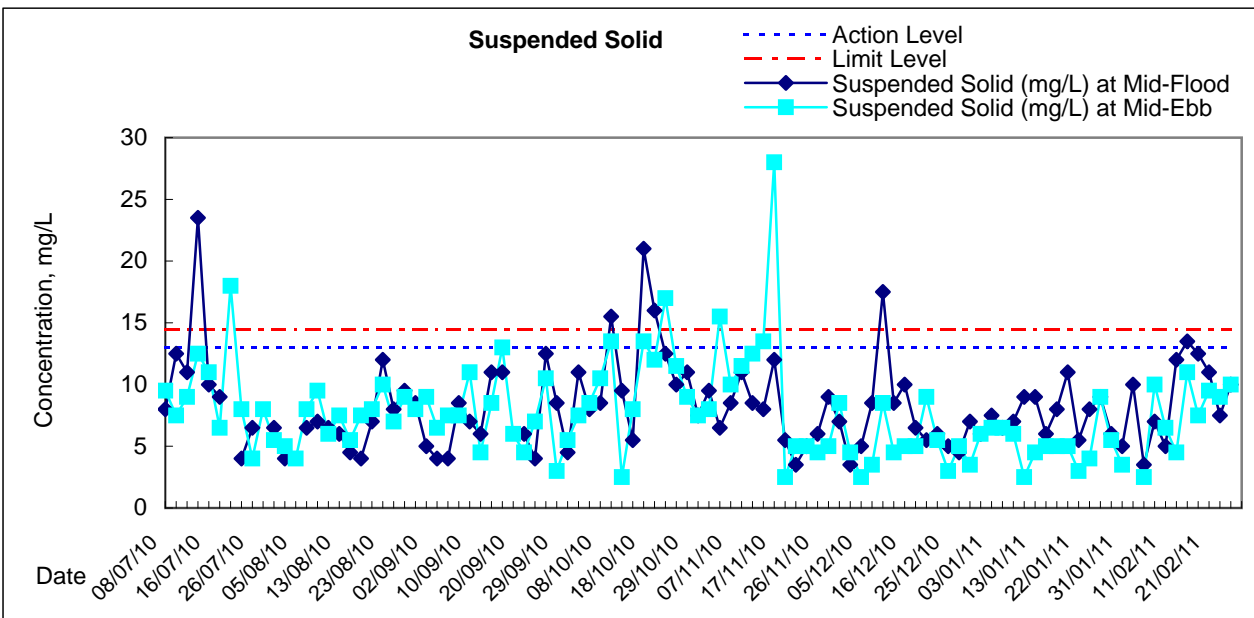
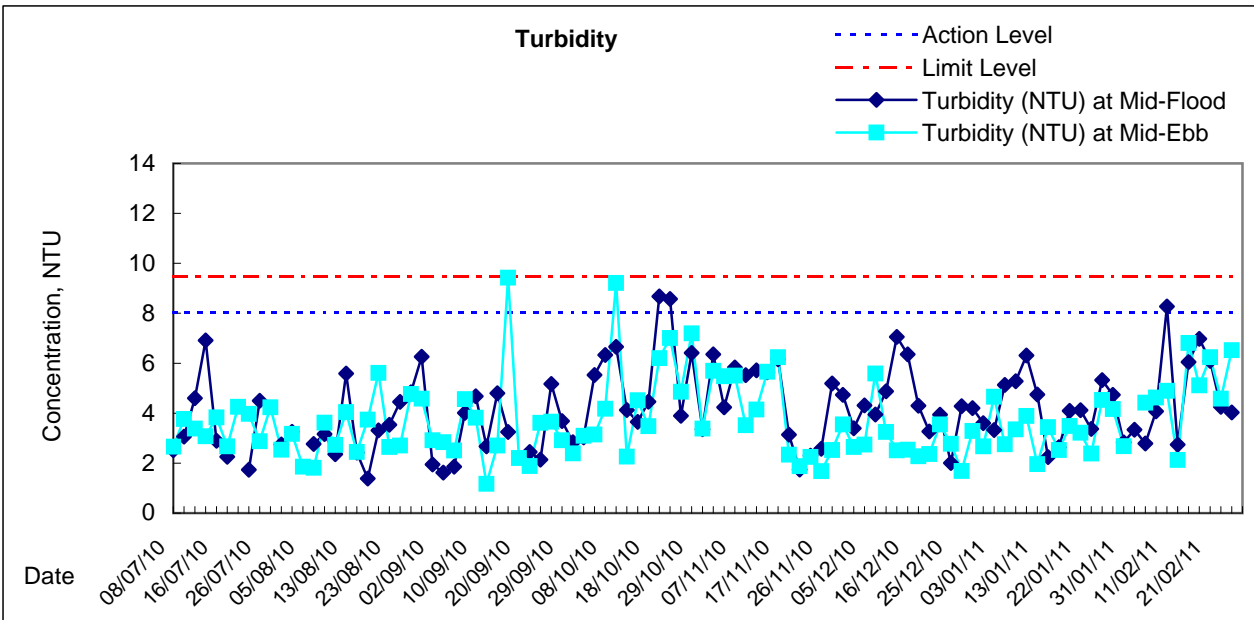
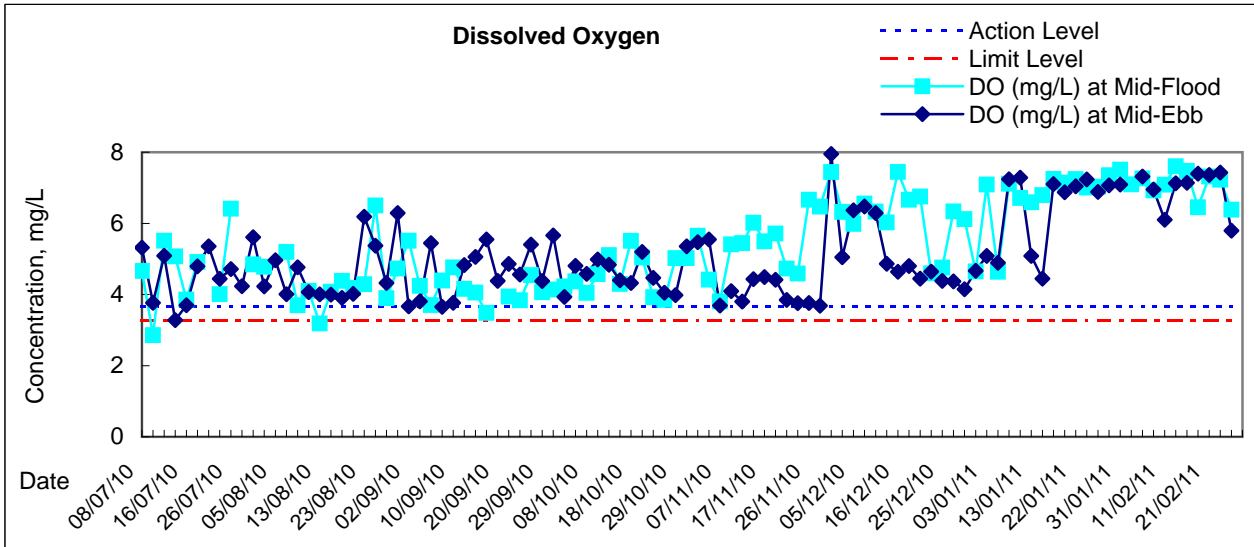


Graphic Presentation of Water Quality Result of C4w - WCT and GEC (Western)



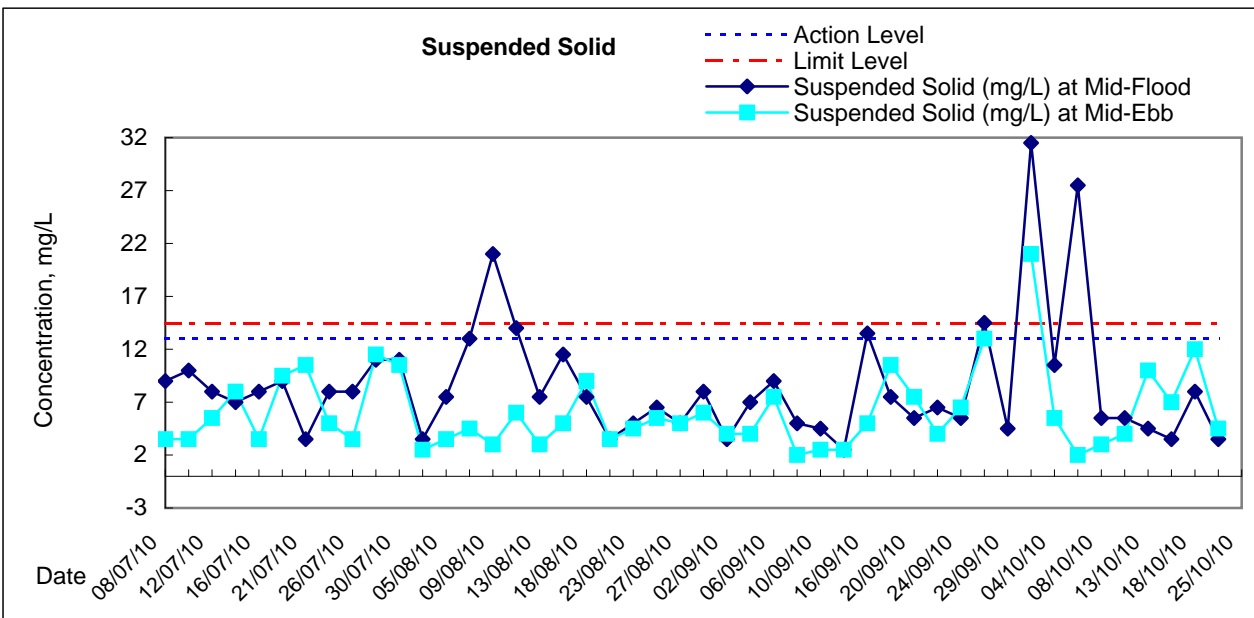
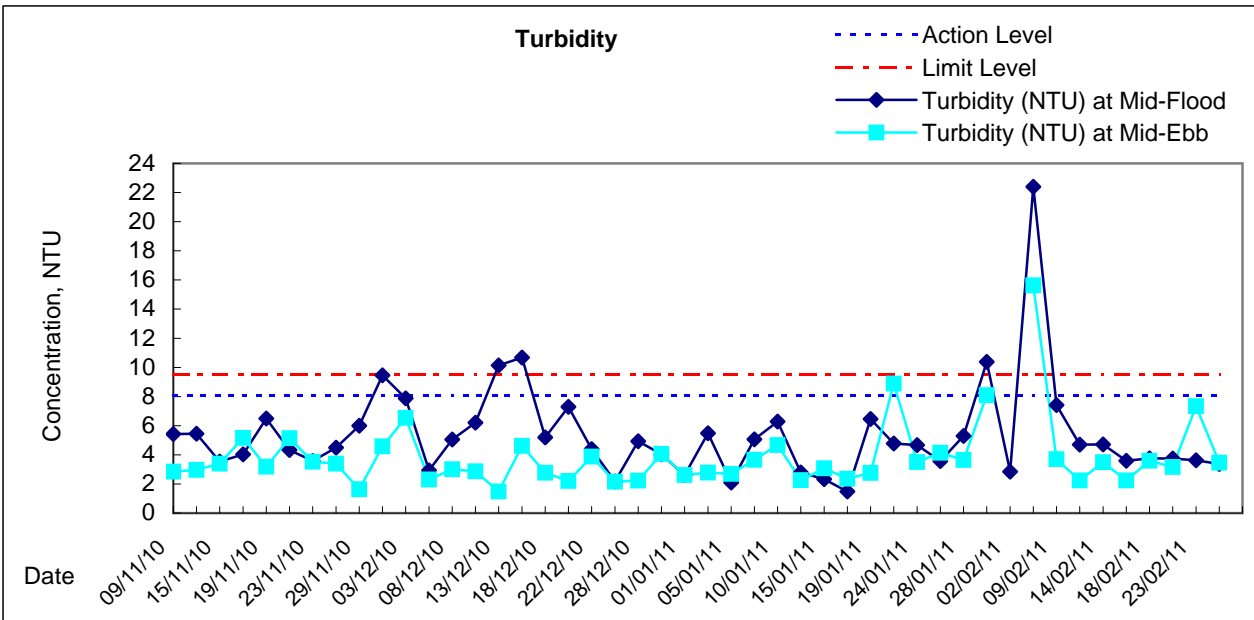
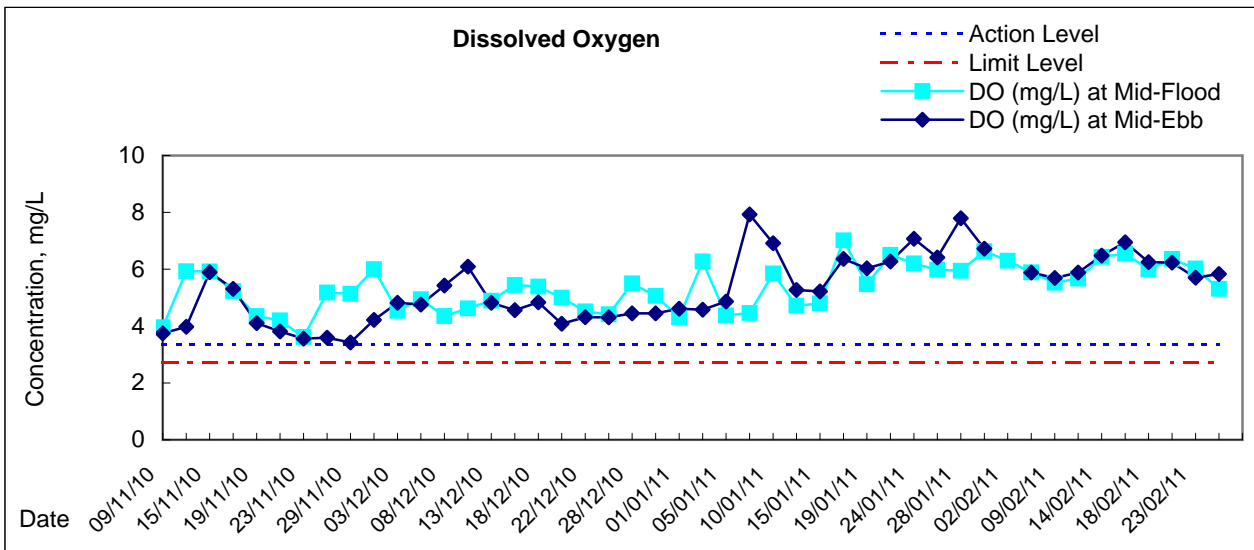






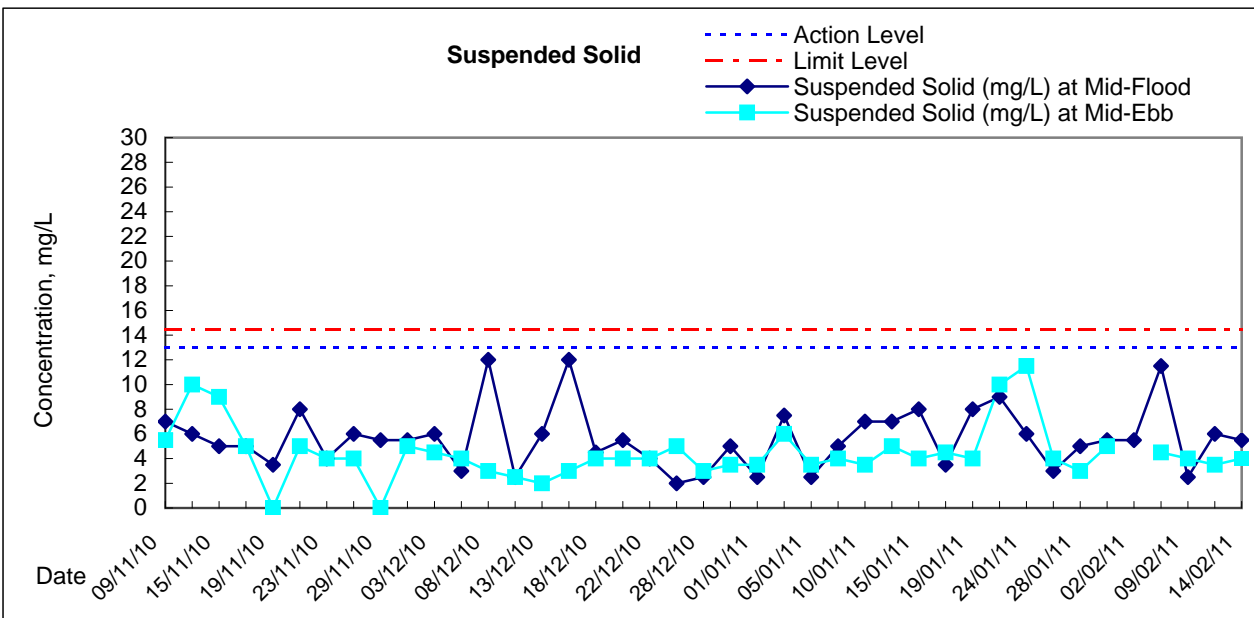
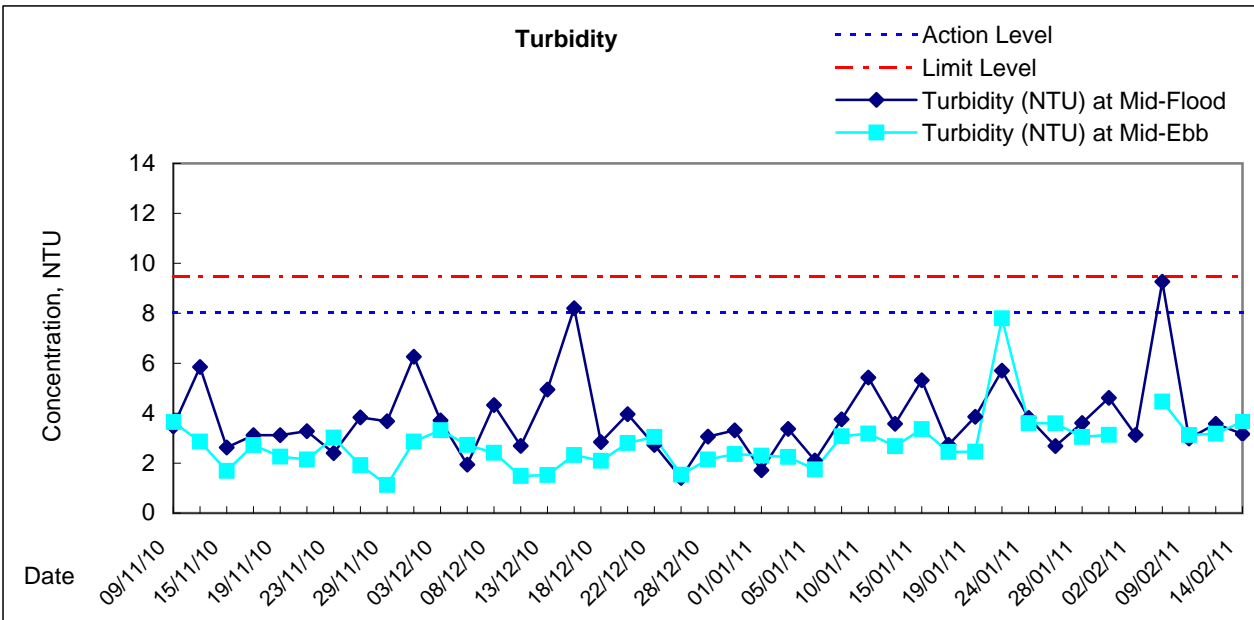
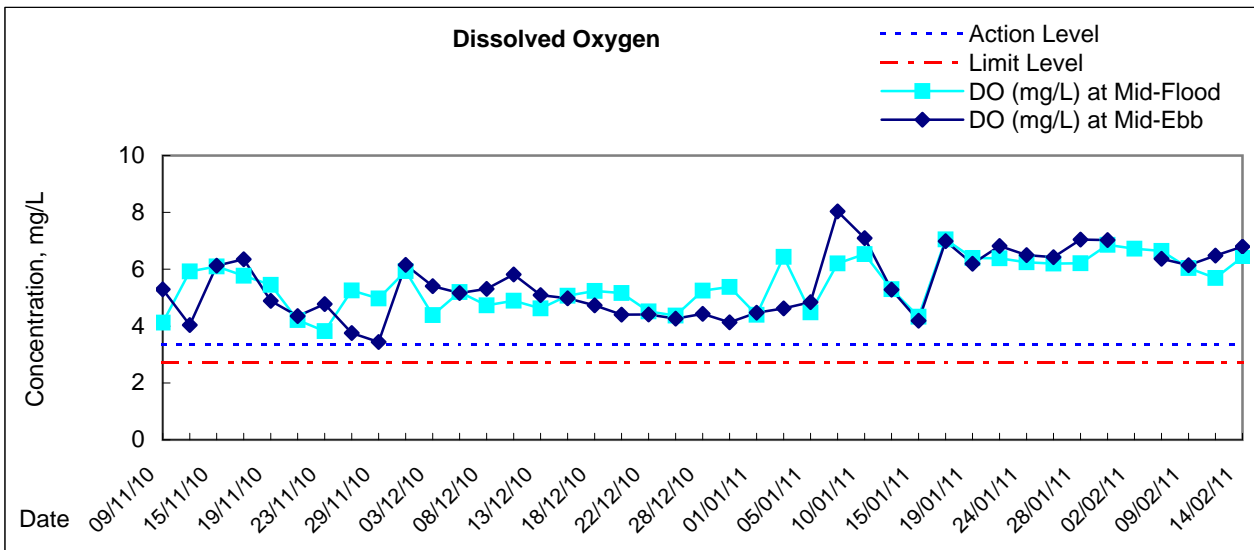


Graphic Presentation of Water Quality Result of C6 - Excelsior Hotel

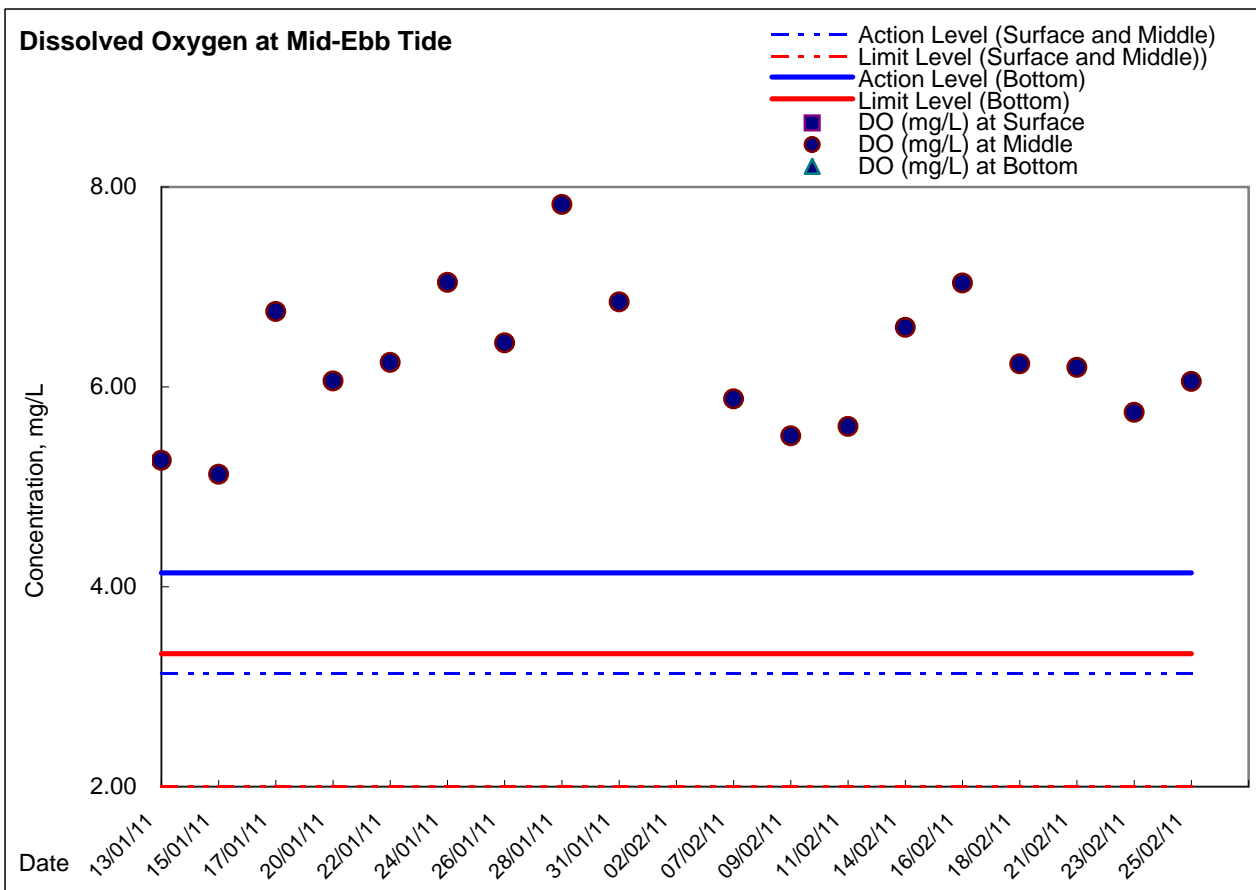
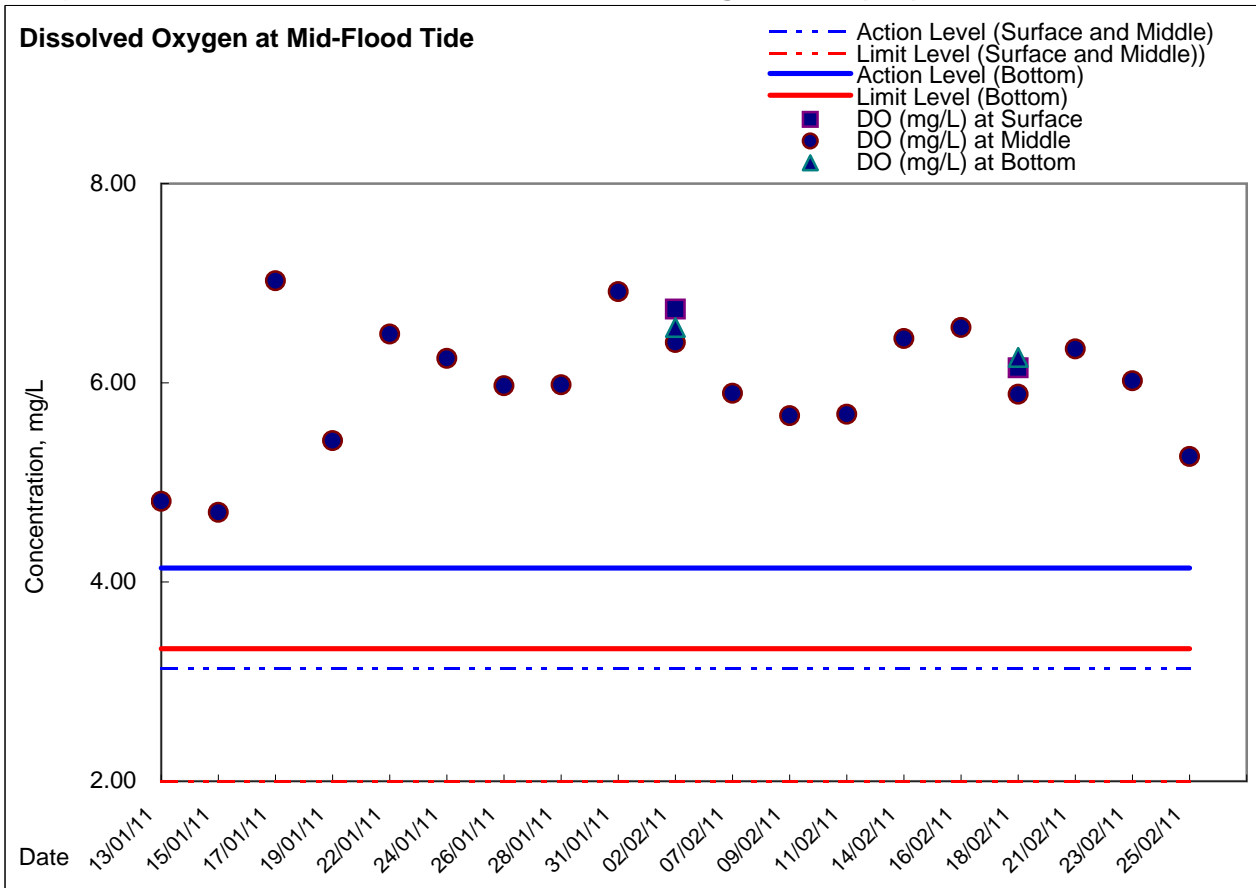




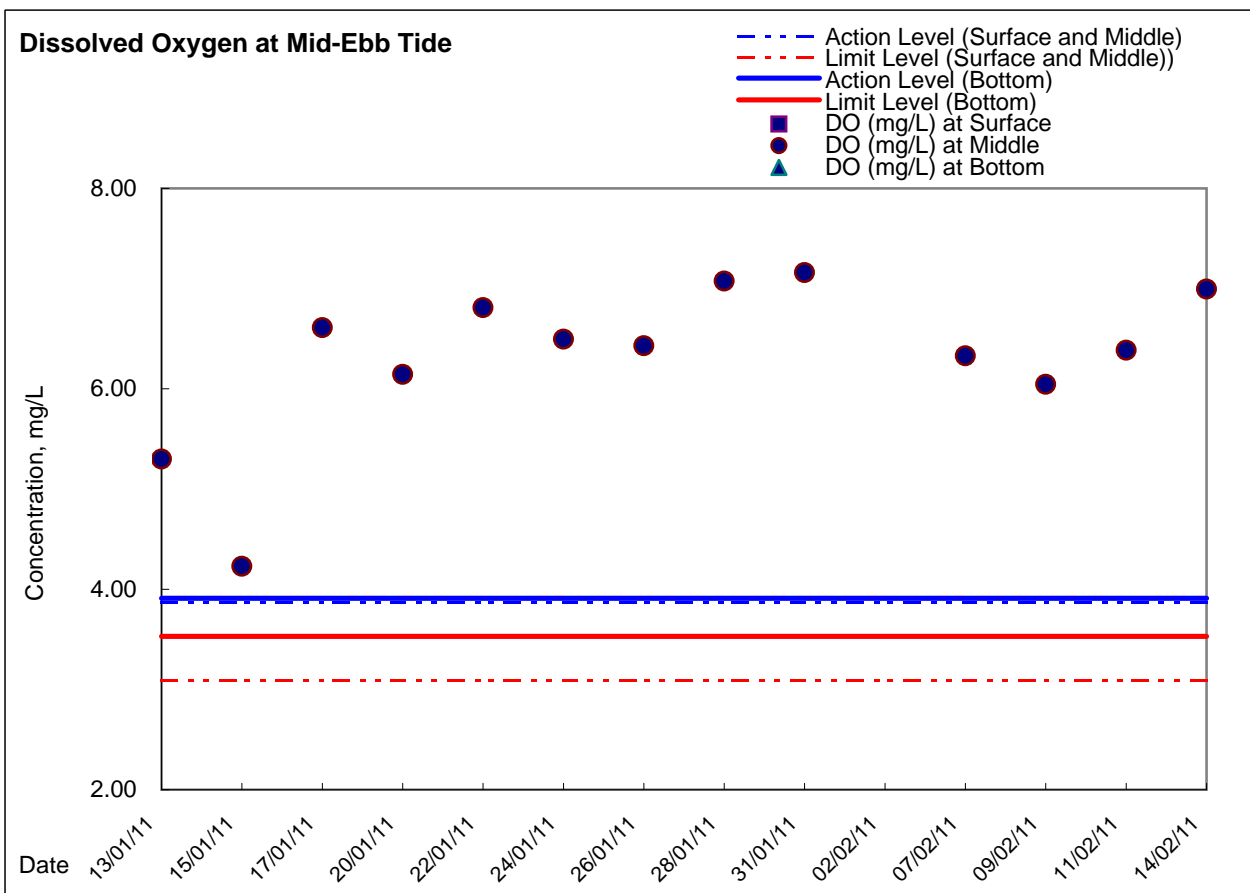
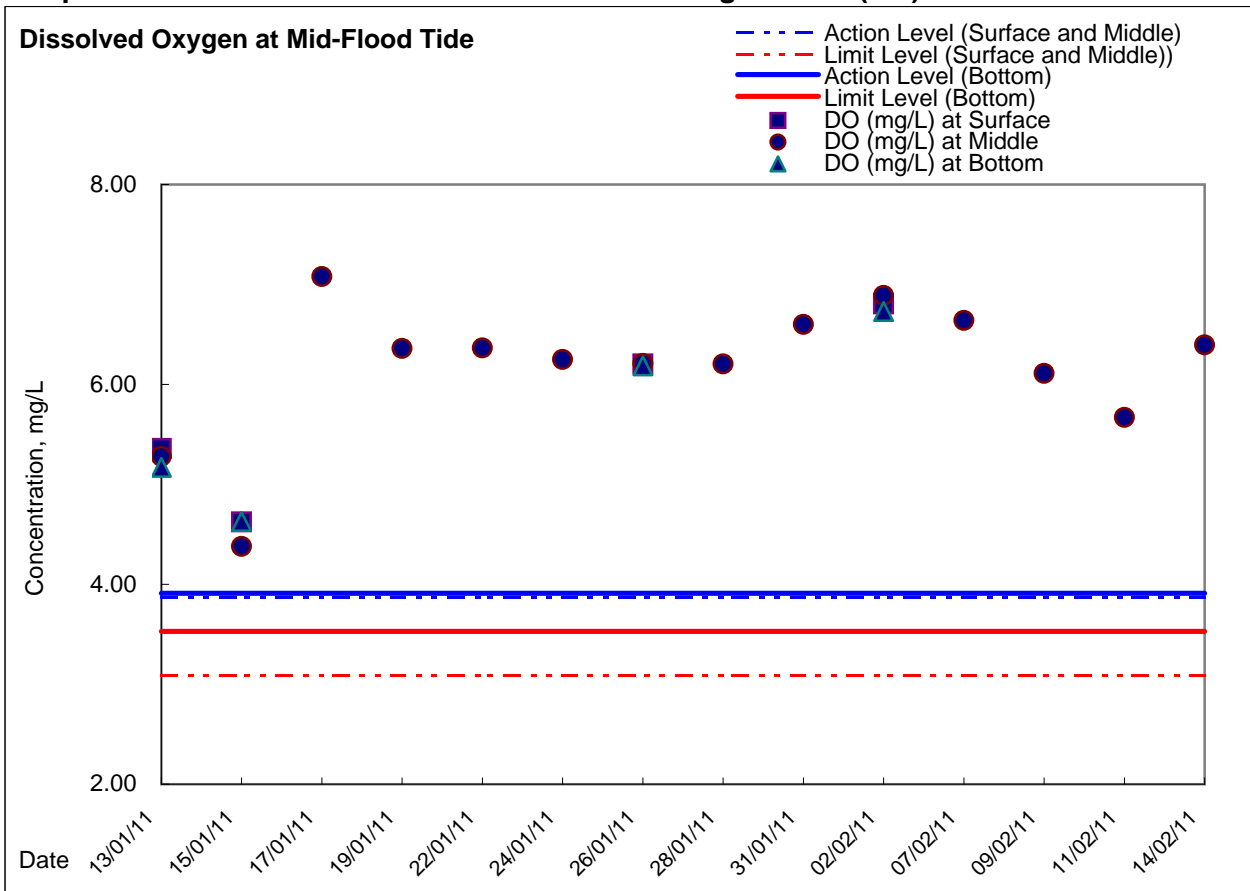
Graphic Presentation of Water Quality Result of C7 - Windsor House



Graphic Presentation of Enhanced Water Monitoring Results (DO) at C6 - Excelsior Hotel

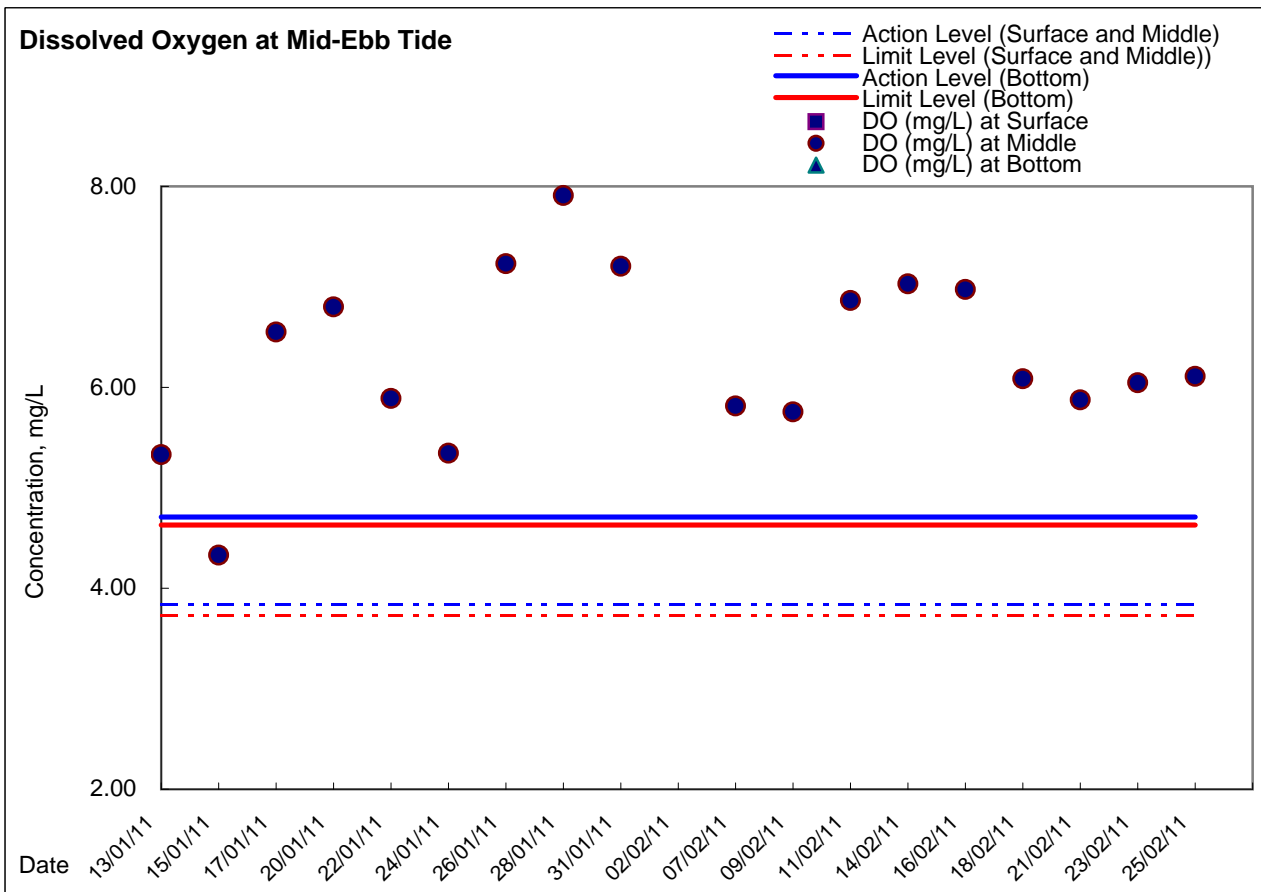
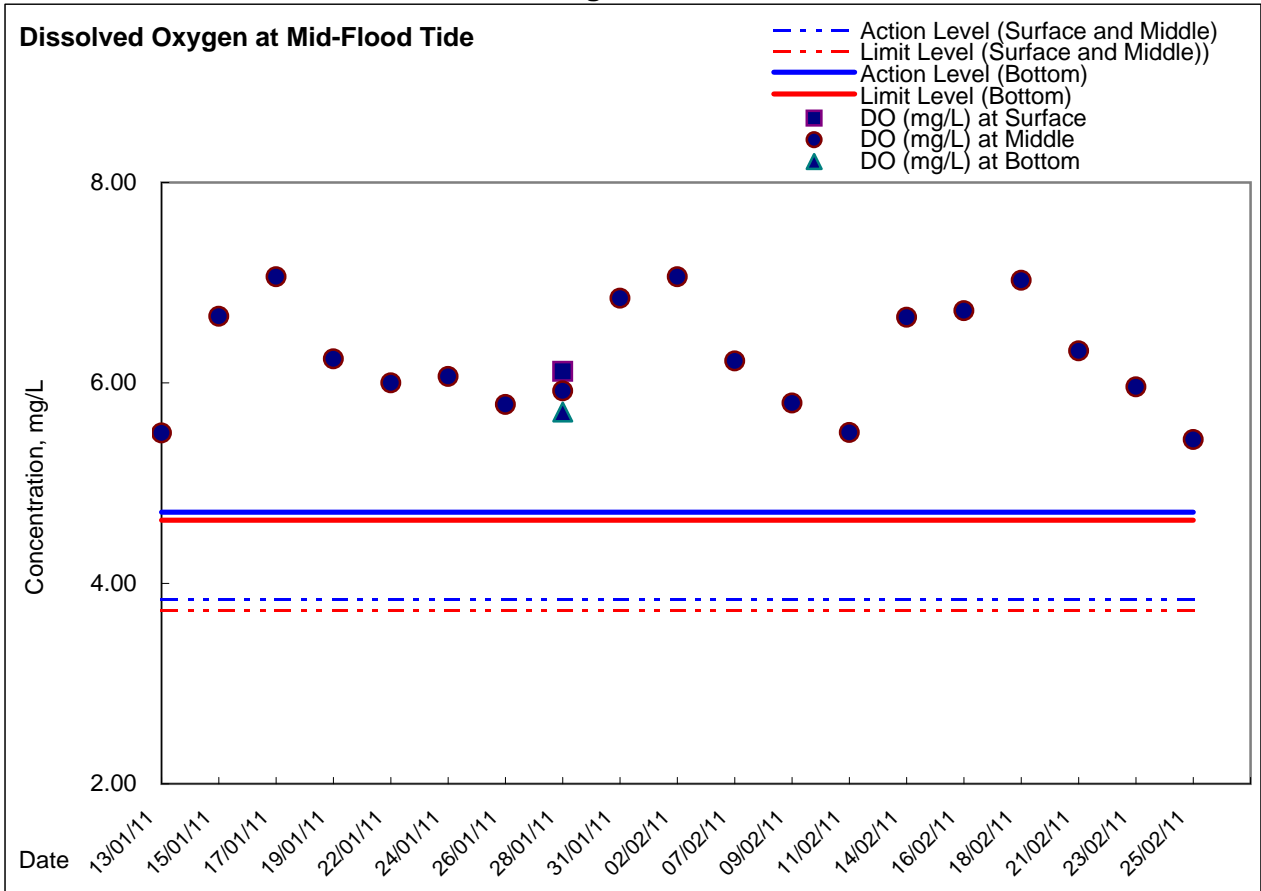


Graphic Presentation of Enhanced Water Monitoring Results (DO) at C7 - Windsor House

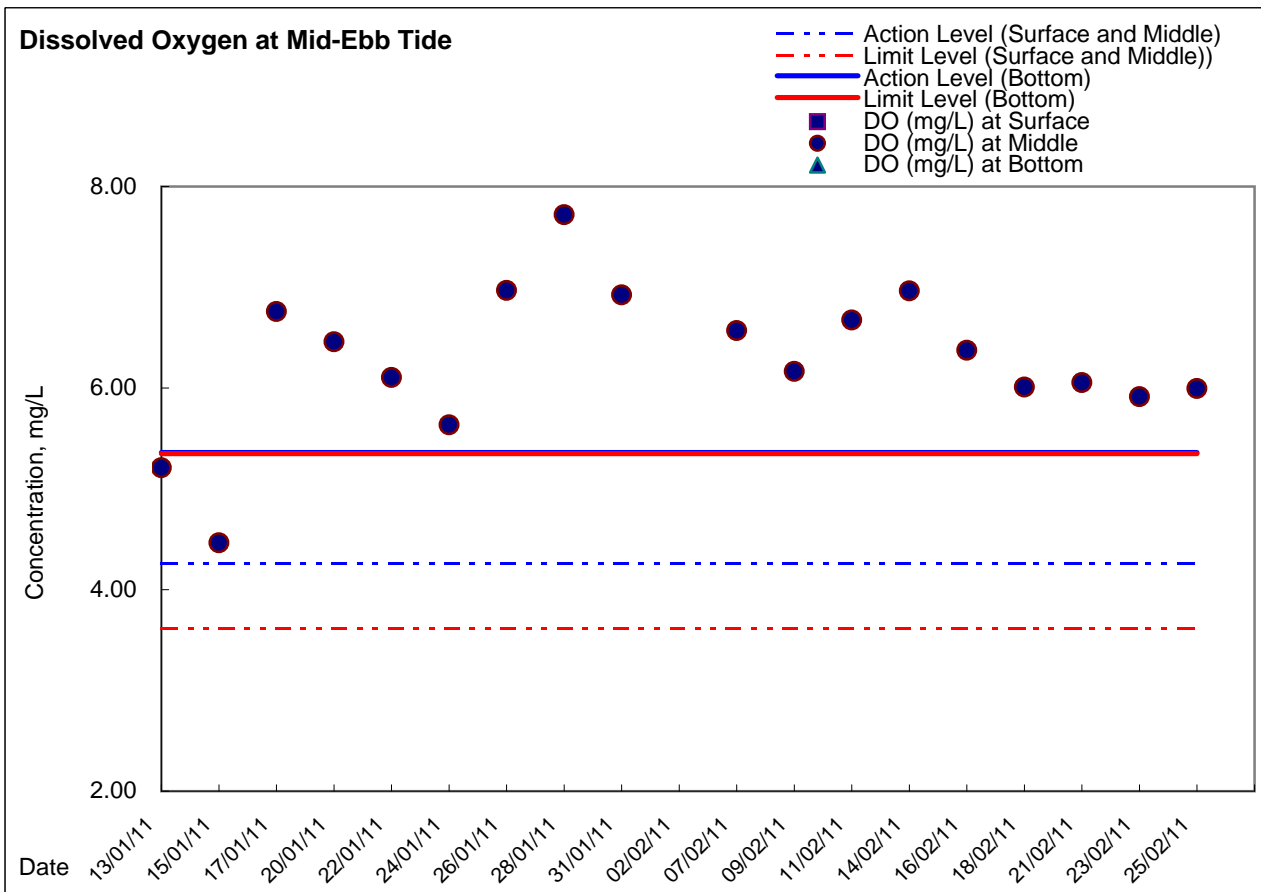
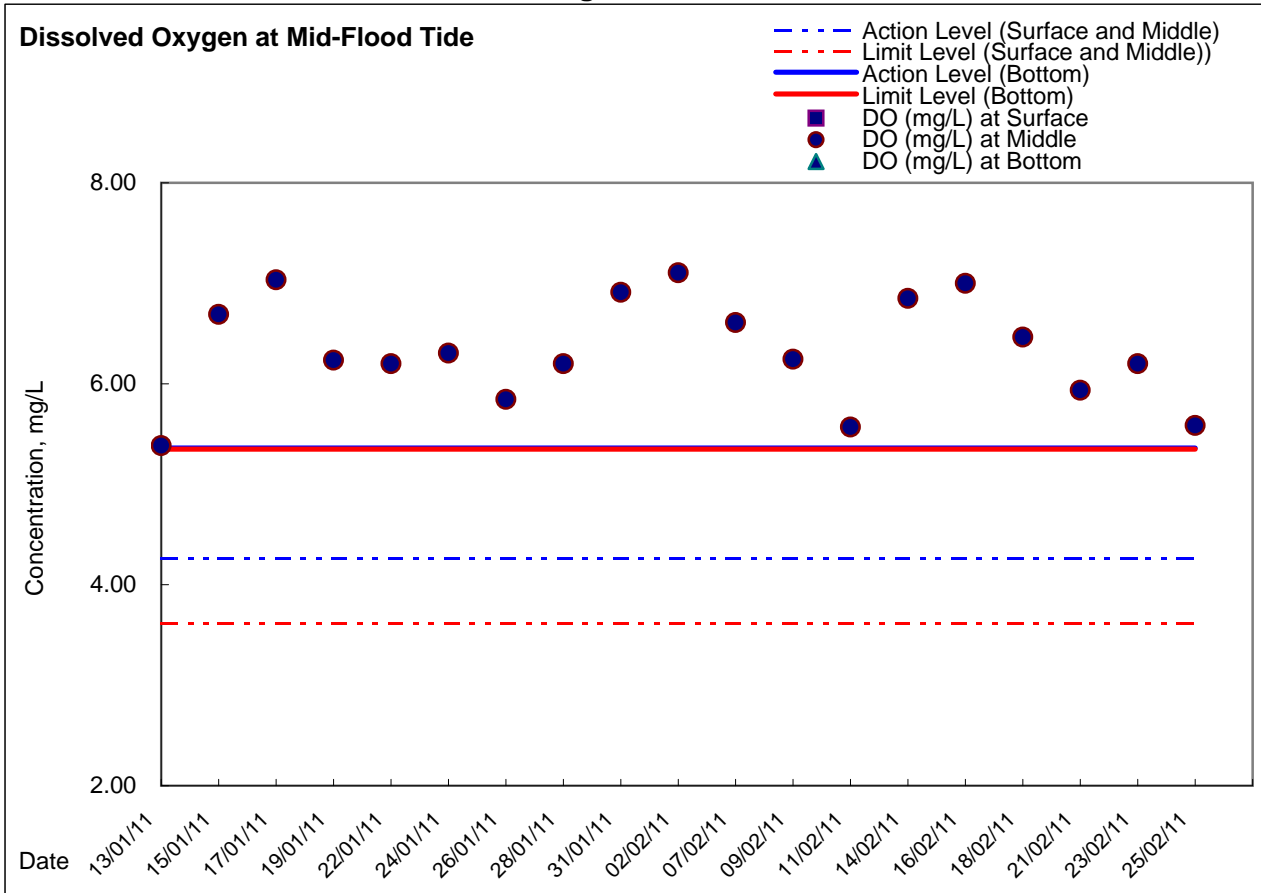




Graphic Presentation of Enhanced Water Monitoring Results (DO) at Ex-WPCWA SW - South-western corners of ex-Public Cargo Works Area



**Graphic Presentation of Enhanced Water Monitoring Results (DO) at Ex-WPCWA SE
- South-eastern corners of ex-Public Cargo Works Area**



Station Reference	Date and Time	Mid-Flood		Action Level	Limit Level
		Suspended Solids			
		mg/L			
		Value	Average		
C6 Excelsior Hotel	15/2/11	6	5.00	15.00	22.13
	16:30	4			
	16/2/11	7	6.50	15.00	22.13
	16:30	6			
	17/2/11	4	9.50	15.00	22.13
	13:25	15			
	18/2/11	3	3.50	15.00	22.13
	11:00	4			
	19/2/11	11	11.50	15.00	22.13
	9:00	12			
	20/2/11	5	9.50	15.00	22.13
	14:00	14			
	21/2/11	6	6.00	15.00	22.13
	10:00	6			
22/2/11	7	6.50	15.00	22.13	
11:00	6				
23/2/11	6	6.00	15.00	22.13	
10:20	6				
24/2/11	7	7.50	15.00	22.13	
11:00	8				

24 hour Turbidity Data C6 - Excelsior

Date & Time	NTU	15/02/2011 03:25 4.14	15/02/2011 06:55 4.51	15/02/2011 10:25 3.82	15/02/2011 13:55 4.46	15/02/2011 17:25 5.01
15/02/2011 00:00	3.78	15/02/2011 03:30 4.16	15/02/2011 07:00 4.44	15/02/2011 10:30 4.18	15/02/2011 14:00 4.42	15/02/2011 17:30 4.95
15/02/2011 00:05	3.77	15/02/2011 03:35 4.17	15/02/2011 07:05 4.90	15/02/2011 10:35 4.91	15/02/2011 14:05 4.36	15/02/2011 17:35 5.00
15/02/2011 00:10	3.72	15/02/2011 03:40 4.10	15/02/2011 07:10 4.90	15/02/2011 10:40 5.99	15/02/2011 14:10 4.33	15/02/2011 17:40 4.94
15/02/2011 00:15	3.73	15/02/2011 03:45 4.10	15/02/2011 07:15 4.50	15/02/2011 10:45 4.64	15/02/2011 14:15 4.80	15/02/2011 17:45 4.96
15/02/2011 00:20	3.67	15/02/2011 03:50 4.12	15/02/2011 07:20 4.64	15/02/2011 10:50 4.61	15/02/2011 14:20 4.67	15/02/2011 17:50 4.92
15/02/2011 00:25	3.58	15/02/2011 03:55 4.17	15/02/2011 07:25 4.57	15/02/2011 10:55 4.31	15/02/2011 14:25 4.62	15/02/2011 17:55 4.92
15/02/2011 00:30	3.57	15/02/2011 04:00 4.11	15/02/2011 07:30 4.63	15/02/2011 11:00 4.92	15/02/2011 14:30 4.53	15/02/2011 18:00 4.88
15/02/2011 00:35	3.59	15/02/2011 04:05 4.04	15/02/2011 07:35 4.57	15/02/2011 11:05 4.90	15/02/2011 14:35 4.53	15/02/2011 18:05 4.96
15/02/2011 00:40	3.62	15/02/2011 04:10 4.12	15/02/2011 07:40 4.75	15/02/2011 11:10 4.87	15/02/2011 14:40 4.54	15/02/2011 18:10 4.98
15/02/2011 00:45	3.65	15/02/2011 04:15 4.27	15/02/2011 07:45 4.85	15/02/2011 11:15 5.39	15/02/2011 14:45 4.71	15/02/2011 18:15 5.16
15/02/2011 00:50	3.65	15/02/2011 04:20 4.29	15/02/2011 07:50 4.84	15/02/2011 11:20 5.02	15/02/2011 14:50 4.77	15/02/2011 18:20 5.17
15/02/2011 00:55	3.66	15/02/2011 04:25 4.43	15/02/2011 07:55 4.80	15/02/2011 11:25 4.95	15/02/2011 14:55 4.82	15/02/2011 18:25 5.22
15/02/2011 01:00	3.67	15/02/2011 04:30 4.37	15/02/2011 08:00 4.66	15/02/2011 11:30 4.83	15/02/2011 15:00 5.17	15/02/2011 18:30 5.22
15/02/2011 01:05	3.75	15/02/2011 04:35 6.14	15/02/2011 08:05 4.82	15/02/2011 11:35 4.79	15/02/2011 15:05 5.26	15/02/2011 18:35 5.24
15/02/2011 01:10	3.71	15/02/2011 04:40 4.93	15/02/2011 08:10 4.73	15/02/2011 11:40 4.89	15/02/2011 15:10 5.10	15/02/2011 18:40 5.17
15/02/2011 01:15	3.96	15/02/2011 04:45 4.10	15/02/2011 08:15 3.90	15/02/2011 11:45 5.77	15/02/2011 15:15 5.08	15/02/2011 18:45 5.11
15/02/2011 01:20	3.99	15/02/2011 04:50 4.06	15/02/2011 08:20 3.94	15/02/2011 11:50 5.64	15/02/2011 15:20 5.07	15/02/2011 18:50 5.11
15/02/2011 01:25	3.98	15/02/2011 04:55 4.00	15/02/2011 08:25 3.77	15/02/2011 11:55 5.55	15/02/2011 15:25 5.03	15/02/2011 18:55 5.03
15/02/2011 01:30	3.94	15/02/2011 05:00 4.08	15/02/2011 08:30 3.69	15/02/2011 12:00 5.44	15/02/2011 15:30 4.96	15/02/2011 19:00 5.12
15/02/2011 01:35	3.84	15/02/2011 05:05 4.01	15/02/2011 08:35 3.70	15/02/2011 12:05 5.34	15/02/2011 15:35 4.87	15/02/2011 19:05 5.00
15/02/2011 01:40	3.98	15/02/2011 05:10 3.91	15/02/2011 08:40 3.76	15/02/2011 12:10 5.05	15/02/2011 15:40 4.85	15/02/2011 19:10 4.92
15/02/2011 01:45	4.08	15/02/2011 05:15 3.91	15/02/2011 08:45 4.74	15/02/2011 12:15 5.06	15/02/2011 15:45 4.87	15/02/2011 19:15 5.02
15/02/2011 01:50	4.19	15/02/2011 05:20 3.92	15/02/2011 08:50 5.17	15/02/2011 12:20 5.01	15/02/2011 15:50 5.17	15/02/2011 19:20 5.11
15/02/2011 01:55	4.33	15/02/2011 05:25 3.89	15/02/2011 08:55 4.98	15/02/2011 12:25 5.01	15/02/2011 15:55 5.32	15/02/2011 19:25 4.94
15/02/2011 02:00	4.35	15/02/2011 05:30 3.87	15/02/2011 09:00 4.91	15/02/2011 12:30 4.74	15/02/2011 16:00 5.02	15/02/2011 19:30 5.05
15/02/2011 02:05	4.32	15/02/2011 05:35 3.89	15/02/2011 09:05 4.67	15/02/2011 12:35 4.83	15/02/2011 16:05 5.09	15/02/2011 19:35 5.02
15/02/2011 02:10	4.15	15/02/2011 05:40 6.24	15/02/2011 09:10 4.94	15/02/2011 12:40 4.66	15/02/2011 16:10 5.21	15/02/2011 19:40 5.00
15/02/2011 02:15	3.69	15/02/2011 05:45 7.70	15/02/2011 09:15 4.22	15/02/2011 12:45 4.65	15/02/2011 16:15 5.68	15/02/2011 19:45 4.82
15/02/2011 02:20	3.69	15/02/2011 05:50 4.97	15/02/2011 09:20 4.71	15/02/2011 12:50 4.59	15/02/2011 16:20 5.67	15/02/2011 19:50 4.59
15/02/2011 02:25	3.67	15/02/2011 05:55 5.11	15/02/2011 09:25 4.93	15/02/2011 12:55 4.58	15/02/2011 16:25 5.64	15/02/2011 19:55 4.67
15/02/2011 02:30	3.69	15/02/2011 06:00 5.01	15/02/2011 09:30 4.60	15/02/2011 13:00 5.72	15/02/2011 16:30 5.12	15/02/2011 20:00 4.59
15/02/2011 02:35	3.65	15/02/2011 06:05 5.18	15/02/2011 09:35 4.42	15/02/2011 13:05 6.41	15/02/2011 16:35 4.97	15/02/2011 20:05 4.51
15/02/2011 02:40	3.78	15/02/2011 06:10 6.17	15/02/2011 09:40 4.60	15/02/2011 13:10 5.43	15/02/2011 16:40 4.88	15/02/2011 20:10 4.45
15/02/2011 02:45	4.39	15/02/2011 06:15 12.10*	15/02/2011 09:45 5.24	15/02/2011 13:15 4.62	15/02/2011 16:45 5.18	15/02/2011 20:15 4.46
15/02/2011 02:50	4.34	15/02/2011 06:20 11.49*	15/02/2011 09:50 5.29	15/02/2011 13:20 4.24	15/02/2011 16:50 5.44	15/02/2011 20:20 4.34
15/02/2011 02:55	4.34	15/02/2011 06:25 11.78*	15/02/2011 09:55 5.16	15/02/2011 13:25 4.20	15/02/2011 16:55 5.36	15/02/2011 20:25 4.37
15/02/2011 03:00	4.33	15/02/2011 06:30 11.94*	15/02/2011 10:00 5.39	15/02/2011 13:30 4.14	15/02/2011 17:00 5.38	15/02/2011 20:30 4.31
15/02/2011 03:05	4.29	15/02/2011 06:35 11.67*	15/02/2011 10:05 5.42	15/02/2011 13:35 3.98	15/02/2011 17:05 5.21	15/02/2011 20:35 4.40
15/02/2011 03:10	4.24	15/02/2011 06:40 10.97*	15/02/2011 10:10 4.91	15/02/2011 13:40 4.02	15/02/2011 17:10 5.39	15/02/2011 20:40 4.39
15/02/2011 03:15	4.10	15/02/2011 06:45 4.43	15/02/2011 10:15 3.82	15/02/2011 13:45 4.61	15/02/2011 17:15 5.32	15/02/2011 20:45 4.40
15/02/2011 03:20	4.13	15/02/2011 06:50 4.57	15/02/2011 10:20 3.96	15/02/2011 13:50 4.65	15/02/2011 17:20 5.29	15/02/2011 20:50 4.28

24 hour Turbidity Data C6 - Excelsior

15/02/2011 20:55 4.30	16/02/2011 00:25 4.43	16/02/2011 03:55 4.65	16/02/2011 07:25 4.88	16/02/2011 10:55 4.30	16/02/2011 14:25 5.33
15/02/2011 21:00 4.33	16/02/2011 00:30 4.39	16/02/2011 04:00 4.68	16/02/2011 07:30 4.79	16/02/2011 11:00 4.27	16/02/2011 14:30 5.11
15/02/2011 21:05 4.33	16/02/2011 00:35 4.35	16/02/2011 04:05 4.80	16/02/2011 07:35 5.14	16/02/2011 11:05 4.07	16/02/2011 14:35 5.07
15/02/2011 21:10 4.28	16/02/2011 00:40 4.36	16/02/2011 04:10 4.94	16/02/2011 07:40 5.50	16/02/2011 11:10 4.22	16/02/2011 14:40 5.10
15/02/2011 21:15 4.50	16/02/2011 00:45 4.43	16/02/2011 04:15 8.12	16/02/2011 07:45 5.17	16/02/2011 11:15 5.11	16/02/2011 14:45 5.94
15/02/2011 21:20 4.53	16/02/2011 00:50 4.39	16/02/2011 04:20 3.71	16/02/2011 07:50 5.00	16/02/2011 11:20 5.09	16/02/2011 14:50 6.16
15/02/2011 21:25 4.50	16/02/2011 00:55 4.46	16/02/2011 04:25 3.66	16/02/2011 07:55 4.77	16/02/2011 11:25 4.99	16/02/2011 14:55 6.05
15/02/2011 21:30 4.51	16/02/2011 01:00 4.49	16/02/2011 04:30 3.55	16/02/2011 08:00 4.94	16/02/2011 11:30 5.12	16/02/2011 15:00 5.88
15/02/2011 21:35 4.45	16/02/2011 01:05 4.96	16/02/2011 04:35 3.55	16/02/2011 08:05 4.70	16/02/2011 11:35 5.14	16/02/2011 15:05 5.51
15/02/2011 21:40 4.49	16/02/2011 01:10 5.23	16/02/2011 04:40 3.50	16/02/2011 08:10 4.66	16/02/2011 11:40 5.42	16/02/2011 15:10 5.39
15/02/2011 21:45 4.39	16/02/2011 01:15 4.90	16/02/2011 04:45 3.99	16/02/2011 08:15 4.63	16/02/2011 11:45 5.43	16/02/2011 15:15 5.43
15/02/2011 21:50 4.41	16/02/2011 01:20 4.75	16/02/2011 04:50 4.18	16/02/2011 08:20 4.61	16/02/2011 11:50 5.42	16/02/2011 15:20 6.58
15/02/2011 21:55 4.42	16/02/2011 01:25 4.75	16/02/2011 04:55 4.19	16/02/2011 08:25 4.67	16/02/2011 11:55 5.32	16/02/2011 15:25 5.81
15/02/2011 22:00 4.38	16/02/2011 01:30 4.64	16/02/2011 05:00 4.25	16/02/2011 08:30 4.66	16/02/2011 12:00 5.33	16/02/2011 15:30 5.20
15/02/2011 22:05 4.35	16/02/2011 01:35 4.68	16/02/2011 05:05 4.22	16/02/2011 08:35 4.59	16/02/2011 12:05 5.34	16/02/2011 15:35 5.07
15/02/2011 22:10 4.33	16/02/2011 01:40 4.65	16/02/2011 05:10 4.21	16/02/2011 08:40 4.79	16/02/2011 12:10 5.31	16/02/2011 15:40 5.24
15/02/2011 22:15 4.37	16/02/2011 01:45 4.65	16/02/2011 05:15 4.58	16/02/2011 08:45 4.89	16/02/2011 12:15 5.10	16/02/2011 15:45 5.33
15/02/2011 22:20 4.42	16/02/2011 01:50 4.69	16/02/2011 05:20 4.74	16/02/2011 08:50 4.94	16/02/2011 12:20 5.04	16/02/2011 15:50 5.05
15/02/2011 22:25 4.44	16/02/2011 01:55 4.63	16/02/2011 05:25 4.72	16/02/2011 08:55 4.77	16/02/2011 12:25 4.93	16/02/2011 15:55 5.50
15/02/2011 22:30 4.39	16/02/2011 02:00 4.66	16/02/2011 05:30 4.75	16/02/2011 09:00 4.85	16/02/2011 12:30 4.91	16/02/2011 16:00 5.20
15/02/2011 22:35 4.39	16/02/2011 02:05 4.67	16/02/2011 05:35 4.79	16/02/2011 09:05 4.99	16/02/2011 12:35 4.95	16/02/2011 16:05 5.32
15/02/2011 22:40 4.39	16/02/2011 02:10 4.63	16/02/2011 05:40 4.72	16/02/2011 09:10 4.83	16/02/2011 12:40 5.09	16/02/2011 16:10 5.56
15/02/2011 22:45 4.39	16/02/2011 02:15 4.65	16/02/2011 05:45 4.78	16/02/2011 09:15 4.43	16/02/2011 12:45 4.88	16/02/2011 16:15 5.49
15/02/2011 22:50 4.39	16/02/2011 02:20 4.61	16/02/2011 05:50 4.76	16/02/2011 09:20 3.87	16/02/2011 12:50 4.89	16/02/2011 16:20 5.66
15/02/2011 22:55 4.37	16/02/2011 02:25 4.56	16/02/2011 05:55 4.69	16/02/2011 09:25 3.73	16/02/2011 12:55 4.70	16/02/2011 16:25 5.46
15/02/2011 23:00 4.37	16/02/2011 02:30 4.57	16/02/2011 06:00 4.68	16/02/2011 09:30 3.95	16/02/2011 13:00 4.70	16/02/2011 16:30 5.42
15/02/2011 23:05 4.35	16/02/2011 02:35 4.51	16/02/2011 06:05 4.66	16/02/2011 09:35 3.69	16/02/2011 13:05 4.79	16/02/2011 16:35 5.26
15/02/2011 23:10 4.37	16/02/2011 02:40 4.53	16/02/2011 06:10 4.69	16/02/2011 09:40 4.16	16/02/2011 13:10 5.25	16/02/2011 16:40 4.94
15/02/2011 23:15 4.33	16/02/2011 02:45 4.50	16/02/2011 06:15 4.53	16/02/2011 09:45 4.05	16/02/2011 13:15 5.12	16/02/2011 16:45 5.01
15/02/2011 23:20 4.39	16/02/2011 02:50 4.53	16/02/2011 06:20 4.53	16/02/2011 09:50 3.94	16/02/2011 13:20 5.06	16/02/2011 16:50 5.16
15/02/2011 23:25 4.34	16/02/2011 02:55 4.48	16/02/2011 06:25 4.66	16/02/2011 09:55 3.88	16/02/2011 13:25 4.82	16/02/2011 16:55 4.98
15/02/2011 23:30 4.33	16/02/2011 03:00 4.48	16/02/2011 06:30 4.65	16/02/2011 10:00 3.80	16/02/2011 13:30 4.92	16/02/2011 17:00 4.93
15/02/2011 23:35 4.32	16/02/2011 03:05 4.51	16/02/2011 06:35 4.56	16/02/2011 10:05 3.77	16/02/2011 13:35 4.84	16/02/2011 17:05 4.92
15/02/2011 23:40 4.31	16/02/2011 03:10 4.50	16/02/2011 06:40 4.50	16/02/2011 10:10 3.69	16/02/2011 13:40 5.19	16/02/2011 17:10 4.85
15/02/2011 23:45 4.24	16/02/2011 03:15 4.44	16/02/2011 06:45 4.47	16/02/2011 10:15 3.69	16/02/2011 13:45 6.02	16/02/2011 17:15 4.83
15/02/2011 23:50 4.21	16/02/2011 03:20 4.37	16/02/2011 06:50 4.56	16/02/2011 10:20 3.71	16/02/2011 13:50 6.10	16/02/2011 17:20 4.85
15/02/2011 23:55 4.21	16/02/2011 03:25 4.40	16/02/2011 06:55 4.43	16/02/2011 10:25 3.87	16/02/2011 13:55 5.51	16/02/2011 17:25 4.84
16/02/2011 00:00 4.27	16/02/2011 03:30 4.48	16/02/2011 07:00 4.43	16/02/2011 10:30 3.73	16/02/2011 14:00 5.76	16/02/2011 17:30 4.83
16/02/2011 00:05 4.29	16/02/2011 03:35 4.46	16/02/2011 07:05 4.59	16/02/2011 10:35 4.28	16/02/2011 14:05 5.85	16/02/2011 17:35 4.87
16/02/2011 00:10 4.23	16/02/2011 03:40 4.39	16/02/2011 07:10 4.60	16/02/2011 10:40 4.11	16/02/2011 14:10 5.72	16/02/2011 17:40 4.97
16/02/2011 00:15 4.42	16/02/2011 03:45 4.57	16/02/2011 07:15 4.74	16/02/2011 10:45 4.36	16/02/2011 14:15 5.41	16/02/2011 17:45 4.79
16/02/2011 00:20 4.40	16/02/2011 03:50 4.67	16/02/2011 07:20 4.82	16/02/2011 10:50 4.22	16/02/2011 14:20 5.57	16/02/2011 17:50 4.81

24 hour Turbidity Data C6 - Excelsior

16/02/2011 17:55 4.74	16/02/2011 21:25 4.45	17/02/2011 00:55 4.53	17/02/2011 04:25 4.16	17/02/2011 07:55 4.96	17/02/2011 11:25 3.80
16/02/2011 18:00 4.86	16/02/2011 21:30 4.38	17/02/2011 01:00 4.48	17/02/2011 04:30 4.11	17/02/2011 08:00 4.94	17/02/2011 11:30 3.83
16/02/2011 18:05 4.80	16/02/2011 21:35 4.37	17/02/2011 01:05 4.53	17/02/2011 04:35 4.07	17/02/2011 08:05 5.18	17/02/2011 11:35 3.96
16/02/2011 18:10 4.83	16/02/2011 21:40 4.34	17/02/2011 01:10 4.68	17/02/2011 04:40 4.08	17/02/2011 08:10 5.06	17/02/2011 11:40 4.05
16/02/2011 18:15 4.76	16/02/2011 21:45 4.28	17/02/2011 01:15 4.72	17/02/2011 04:45 4.02	17/02/2011 08:15 4.95	17/02/2011 11:45 3.98
16/02/2011 18:20 4.88	16/02/2011 21:50 4.28	17/02/2011 01:20 4.77	17/02/2011 04:50 3.92	17/02/2011 08:20 5.04	17/02/2011 11:50 3.72
16/02/2011 18:25 4.95	16/02/2011 21:55 4.23	17/02/2011 01:25 4.70	17/02/2011 04:55 3.89	17/02/2011 08:25 5.18	17/02/2011 11:55 3.62
16/02/2011 18:30 4.95	16/02/2011 22:00 4.22	17/02/2011 01:30 4.66	17/02/2011 05:00 3.89	17/02/2011 08:30 5.15	17/02/2011 12:00 3.70
16/02/2011 18:35 5.39	16/02/2011 22:05 4.18	17/02/2011 01:35 4.69	17/02/2011 05:05 3.86	17/02/2011 08:35 5.07	17/02/2011 12:05 3.87
16/02/2011 18:40 5.15	16/02/2011 22:10 4.16	17/02/2011 01:40 4.71	17/02/2011 05:10 3.86	17/02/2011 08:40 5.16	17/02/2011 12:10 4.11
16/02/2011 18:45 5.15	16/02/2011 22:15 4.12	17/02/2011 01:45 4.68	17/02/2011 05:15 4.28	17/02/2011 08:45 4.96	17/02/2011 12:15 4.28
16/02/2011 18:50 5.28	16/02/2011 22:20 4.08	17/02/2011 01:50 4.27	17/02/2011 05:20 5.44	17/02/2011 08:50 3.83	17/02/2011 12:20 9.58^
16/02/2011 18:55 5.16	16/02/2011 22:25 4.11	17/02/2011 01:55 4.37	17/02/2011 05:25 5.28	17/02/2011 08:55 3.85	17/02/2011 12:25 4.16
16/02/2011 19:00 5.18	16/02/2011 22:30 4.06	17/02/2011 02:00 4.54	17/02/2011 05:30 5.91	17/02/2011 09:00 3.79	17/02/2011 12:30 3.98
16/02/2011 19:05 5.44	16/02/2011 22:35 4.09	17/02/2011 02:05 4.49	17/02/2011 05:35 5.73	17/02/2011 09:05 3.84	17/02/2011 12:35 3.89
16/02/2011 19:10 5.66	16/02/2011 22:40 4.03	17/02/2011 02:10 4.45	17/02/2011 05:40 5.49	17/02/2011 09:10 3.76	17/02/2011 12:40 3.92
16/02/2011 19:15 5.13	16/02/2011 22:45 3.85	17/02/2011 02:15 4.46	17/02/2011 05:45 5.34	17/02/2011 09:15 3.72	17/02/2011 12:45 3.80
16/02/2011 19:20 5.30	16/02/2011 22:50 3.43	17/02/2011 02:20 4.53	17/02/2011 05:50 4.74	17/02/2011 09:20 3.82	17/02/2011 12:50 3.97
16/02/2011 19:25 5.15	16/02/2011 22:55 3.42	17/02/2011 02:25 4.49	17/02/2011 05:55 4.65	17/02/2011 09:25 3.85	17/02/2011 12:55 3.96
16/02/2011 19:30 4.94	16/02/2011 23:00 3.40	17/02/2011 02:30 4.43	17/02/2011 06:00 4.57	17/02/2011 09:30 3.78	17/02/2011 13:00 3.88
16/02/2011 19:35 5.15	16/02/2011 23:05 3.42	17/02/2011 02:35 4.44	17/02/2011 06:05 4.59	17/02/2011 09:35 3.75	17/02/2011 13:05 3.86
16/02/2011 19:40 5.21	16/02/2011 23:10 3.43	17/02/2011 02:40 4.51	17/02/2011 06:10 4.54	17/02/2011 09:40 3.76	17/02/2011 13:10 3.88
16/02/2011 19:45 4.80	16/02/2011 23:15 3.40	17/02/2011 02:45 4.60	17/02/2011 06:15 4.53	17/02/2011 09:45 4.09	17/02/2011 13:15 3.86
16/02/2011 19:50 4.89	16/02/2011 23:20 3.42	17/02/2011 02:50 4.70	17/02/2011 06:20 4.50	17/02/2011 09:50 7.48	17/02/2011 13:20 4.48
16/02/2011 19:55 4.66	16/02/2011 23:25 3.43	17/02/2011 02:55 4.69	17/02/2011 06:25 4.48	17/02/2011 09:55 5.55	17/02/2011 13:25 4.26
16/02/2011 20:00 4.69	16/02/2011 23:30 3.40	17/02/2011 03:00 4.65	17/02/2011 06:30 4.46	17/02/2011 10:00 4.74	17/02/2011 13:30 4.42
16/02/2011 20:05 4.75	16/02/2011 23:35 3.42	17/02/2011 03:05 4.61	17/02/2011 06:35 4.35	17/02/2011 10:05 4.61	17/02/2011 13:35 4.20
16/02/2011 20:10 4.69	16/02/2011 23:40 3.45	17/02/2011 03:10 4.62	17/02/2011 06:40 4.42	17/02/2011 10:10 4.38	17/02/2011 13:40 4.24
16/02/2011 20:15 4.63	16/02/2011 23:45 3.56	17/02/2011 03:15 5.46	17/02/2011 06:45 4.48	17/02/2011 10:15 4.81	17/02/2011 13:45 4.34
16/02/2011 20:20 4.63	16/02/2011 23:50 3.95	17/02/2011 03:20 4.94	17/02/2011 06:50 4.98	17/02/2011 10:20 4.95	17/02/2011 13:50 4.48
16/02/2011 20:25 4.63	16/02/2011 23:55 4.03	17/02/2011 03:25 4.84	17/02/2011 06:55 4.77	17/02/2011 10:25 4.68	17/02/2011 13:55 4.50
16/02/2011 20:30 4.60	17/02/2011 00:00 4.02	17/02/2011 03:30 4.76	17/02/2011 07:00 4.75	17/02/2011 10:30 4.44	17/02/2011 14:00 4.80
16/02/2011 20:35 4.67	17/02/2011 00:05 3.98	17/02/2011 03:35 4.72	17/02/2011 07:05 4.82	17/02/2011 10:35 4.43	17/02/2011 14:05 4.69
16/02/2011 20:40 4.59	17/02/2011 00:10 4.05	17/02/2011 03:40 4.71	17/02/2011 07:10 4.85	17/02/2011 10:40 4.19	17/02/2011 14:10 4.62
16/02/2011 20:45 4.61	17/02/2011 00:15 3.95	17/02/2011 03:45 4.86	17/02/2011 07:15 4.81	17/02/2011 10:45 4.14	17/02/2011 14:15 4.51
16/02/2011 20:50 4.66	17/02/2011 00:20 3.75	17/02/2011 03:50 5.25	17/02/2011 07:20 5.23	17/02/2011 10:50 3.86	17/02/2011 14:20 4.37
16/02/2011 20:55 4.64	17/02/2011 00:25 3.93	17/02/2011 03:55 5.18	17/02/2011 07:25 5.21	17/02/2011 10:55 3.95	17/02/2011 14:25 4.36
16/02/2011 21:00 4.54	17/02/2011 00:30 4.15	17/02/2011 04:00 6.00	17/02/2011 07:30 5.29	17/02/2011 11:00 3.69	17/02/2011 14:30 4.46
16/02/2011 21:05 4.56	17/02/2011 00:35 4.20	17/02/2011 04:05 4.37	17/02/2011 07:35 5.23	17/02/2011 11:05 3.71	17/02/2011 14:35 4.43
16/02/2011 21:10 4.59	17/02/2011 00:40 4.13	17/02/2011 04:10 4.32	17/02/2011 07:40 5.17	17/02/2011 11:10 3.60	17/02/2011 14:40 4.43
16/02/2011 21:15 4.45	17/02/2011 00:45 4.30	17/02/2011 04:15 4.31	17/02/2011 07:45 5.15	17/02/2011 11:15 3.57	17/02/2011 14:45 4.47
16/02/2011 21:20 4.43	17/02/2011 00:50 4.71	17/02/2011 04:20 4.13	17/02/2011 07:50 5.06	17/02/2011 11:20 3.96	17/02/2011 14:50 4.37

24 hour Turbidity Data C6 - Excelsior

17/02/2011 14:55 4.32	17/02/2011 18:25 4.85	17/02/2011 21:55 4.08	18/02/2011 01:25 4.13	18/02/2011 04:55 4.55	18/02/2011 08:25 4.60
17/02/2011 15:00 4.31	17/02/2011 18:30 5.09	17/02/2011 22:00 4.17	18/02/2011 01:30 4.11	18/02/2011 05:00 4.50	18/02/2011 08:30 4.64
17/02/2011 15:05 4.43	17/02/2011 18:35 5.10	17/02/2011 22:05 4.16	18/02/2011 01:35 4.22	18/02/2011 05:05 4.46	18/02/2011 08:35 4.56
17/02/2011 15:10 4.23	17/02/2011 18:40 4.82	17/02/2011 22:10 3.98	18/02/2011 01:40 4.34	18/02/2011 05:10 4.42	18/02/2011 08:40 4.64
17/02/2011 15:15 4.20	17/02/2011 18:45 4.89	17/02/2011 22:15 4.08	18/02/2011 01:45 4.42	18/02/2011 05:15 4.40	18/02/2011 08:45 4.66
17/02/2011 15:20 4.24	17/02/2011 18:50 5.08	17/02/2011 22:20 4.02	18/02/2011 01:50 4.49	18/02/2011 05:20 4.38	18/02/2011 08:50 5.15
17/02/2011 15:25 4.27	17/02/2011 18:55 5.15	17/02/2011 22:25 3.99	18/02/2011 01:55 4.46	18/02/2011 05:25 4.34	18/02/2011 08:55 5.70
17/02/2011 15:30 4.38	17/02/2011 19:00 5.25	17/02/2011 22:30 4.32	18/02/2011 02:00 4.44	18/02/2011 05:30 4.34	18/02/2011 09:00 6.16
17/02/2011 15:35 4.55	17/02/2011 19:05 5.17	17/02/2011 22:35 4.31	18/02/2011 02:05 4.44	18/02/2011 05:35 4.36	18/02/2011 09:05 5.66
17/02/2011 15:40 4.40	17/02/2011 19:10 5.11	17/02/2011 22:40 4.34	18/02/2011 02:10 4.48	18/02/2011 05:40 4.32	18/02/2011 09:10 5.70
17/02/2011 15:45 4.21	17/02/2011 19:15 5.12	17/02/2011 22:45 4.35	18/02/2011 02:15 4.45	18/02/2011 05:45 4.35	18/02/2011 09:15 5.68
17/02/2011 15:50 4.00	17/02/2011 19:20 4.93	17/02/2011 22:50 4.29	18/02/2011 02:20 4.40	18/02/2011 05:50 4.72	18/02/2011 09:20 5.58
17/02/2011 15:55 4.20	17/02/2011 19:25 4.95	17/02/2011 22:55 4.09	18/02/2011 02:25 4.49	18/02/2011 05:55 4.73	18/02/2011 09:25 5.65
17/02/2011 16:00 4.02	17/02/2011 19:30 4.92	17/02/2011 23:00 4.11	18/02/2011 02:30 4.52	18/02/2011 06:00 4.51	18/02/2011 09:30 5.51
17/02/2011 16:05 3.80	17/02/2011 19:35 4.81	17/02/2011 23:05 4.01	18/02/2011 02:35 4.58	18/02/2011 06:05 4.58	18/02/2011 09:35 5.58
17/02/2011 16:10 3.85	17/02/2011 19:40 4.83	17/02/2011 23:10 4.03	18/02/2011 02:40 4.55	18/02/2011 06:10 4.50	18/02/2011 09:40 5.50
17/02/2011 16:15 3.68	17/02/2011 19:45 4.68	17/02/2011 23:15 3.99	18/02/2011 02:45 4.66	18/02/2011 06:15 4.55	18/02/2011 09:45 5.46
17/02/2011 16:20 4.29	17/02/2011 19:50 4.56	17/02/2011 23:20 4.35	18/02/2011 02:50 4.66	18/02/2011 06:20 4.73	18/02/2011 09:50 5.15
17/02/2011 16:25 4.36	17/02/2011 19:55 4.64	17/02/2011 23:25 4.39	18/02/2011 02:55 4.60	18/02/2011 06:25 4.66	18/02/2011 09:55 4.70
17/02/2011 16:30 4.40	17/02/2011 20:00 4.75	17/02/2011 23:30 4.37	18/02/2011 03:00 4.58	18/02/2011 06:30 4.60	18/02/2011 10:00 4.80
17/02/2011 16:35 4.45	17/02/2011 20:05 4.64	17/02/2011 23:35 4.38	18/02/2011 03:05 4.49	18/02/2011 06:35 4.58	18/02/2011 10:05 4.94
17/02/2011 16:40 4.36	17/02/2011 20:10 4.56	17/02/2011 23:40 4.32	18/02/2011 03:10 4.49	18/02/2011 06:40 4.56	18/02/2011 10:10 4.85
17/02/2011 16:45 4.46	17/02/2011 20:15 4.61	17/02/2011 23:45 4.24	18/02/2011 03:15 4.42	18/02/2011 06:45 4.47	18/02/2011 10:15 4.78
17/02/2011 16:50 4.35	17/02/2011 20:20 4.70	17/02/2011 23:50 4.58	18/02/2011 03:20 4.39	18/02/2011 06:50 4.58	18/02/2011 10:20 6.84
17/02/2011 16:55 4.58	17/02/2011 20:25 4.58	17/02/2011 23:55 4.61	18/02/2011 03:25 4.31	18/02/2011 06:55 3.91	18/02/2011 10:25 4.08
17/02/2011 17:00 4.47	17/02/2011 20:30 4.59	18/02/2011 00:00 4.59	18/02/2011 03:30 4.27	18/02/2011 07:00 3.98	18/02/2011 10:30 4.05
17/02/2011 17:05 4.44	17/02/2011 20:35 4.61	18/02/2011 00:05 4.55	18/02/2011 03:35 4.23	18/02/2011 07:05 3.99	18/02/2011 10:35 3.94
17/02/2011 17:10 4.35	17/02/2011 20:40 4.58	18/02/2011 00:10 4.50	18/02/2011 03:40 7.97	18/02/2011 07:10 3.85	18/02/2011 10:40 3.85
17/02/2011 17:15 4.33	17/02/2011 20:45 4.64	18/02/2011 00:15 4.45	18/02/2011 03:45 3.97	18/02/2011 07:15 4.01	18/02/2011 10:45 3.89
17/02/2011 17:20 4.63	17/02/2011 20:50 4.70	18/02/2011 00:20 4.41	18/02/2011 03:50 4.17	18/02/2011 07:20 4.09	18/02/2011 10:50 3.80
17/02/2011 17:25 4.61	17/02/2011 20:55 4.70	18/02/2011 00:25 4.34	18/02/2011 03:55 4.30	18/02/2011 07:25 4.00	18/02/2011 10:55 3.73
17/02/2011 17:30 4.60	17/02/2011 21:00 4.65	18/02/2011 00:30 4.32	18/02/2011 04:00 4.30	18/02/2011 07:30 3.94	18/02/2011 11:00 3.68
17/02/2011 17:35 4.50	17/02/2011 21:05 4.60	18/02/2011 00:35 4.29	18/02/2011 04:05 4.26	18/02/2011 07:35 3.90	18/02/2011 11:05 3.61
17/02/2011 17:40 4.53	17/02/2011 21:10 4.54	18/02/2011 00:40 4.31	18/02/2011 04:10 4.20	18/02/2011 07:40 4.02	18/02/2011 11:10 3.61
17/02/2011 17:45 4.51	17/02/2011 21:15 4.51	18/02/2011 00:45 4.36	18/02/2011 04:15 4.18	18/02/2011 07:45 4.00	18/02/2011 11:15 3.60
17/02/2011 17:50 4.43	17/02/2011 21:20 4.62	18/02/2011 00:50 4.32	18/02/2011 04:20 4.67	18/02/2011 07:50 3.94	18/02/2011 11:20 4.77
17/02/2011 17:55 4.48	17/02/2011 21:25 4.71	18/02/2011 00:55 4.41	18/02/2011 04:25 4.57	18/02/2011 07:55 3.98	18/02/2011 11:25 6.32
17/02/2011 18:00 4.50	17/02/2011 21:30 4.65	18/02/2011 01:00 4.39	18/02/2011 04:30 4.54	18/02/2011 08:00 3.93	18/02/2011 11:30 6.76
17/02/2011 18:05 4.65	17/02/2011 21:35 4.68	18/02/2011 01:05 4.41	18/02/2011 04:35 4.56	18/02/2011 08:05 3.99	18/02/2011 11:35 6.83
17/02/2011 18:10 4.57	17/02/2011 21:40 4.58	18/02/2011 01:10 4.47	18/02/2011 04:40 4.55	18/02/2011 08:10 3.83	18/02/2011 11:40 6.80
17/02/2011 18:15 4.59	17/02/2011 21:45 4.40	18/02/2011 01:15 4.51	18/02/2011 04:45 4.55	18/02/2011 08:15 3.84	18/02/2011 11:45 6.75
17/02/2011 18:20 4.75	17/02/2011 21:50 4.41	18/02/2011 01:20 4.29	18/02/2011 04:50 4.99	18/02/2011 08:20 4.76	18/02/2011 11:50 5.75

24 hour Turbidity Data C6 - Excelsior

18/02/2011 11:55 4.15	18/02/2011 15:25 5.25	18/02/2011 18:55 4.32	18/02/2011 22:25 4.86	19/02/2011 01:55 4.04	19/02/2011 05:25 4.77
18/02/2011 12:00 4.12	18/02/2011 15:30 5.36	18/02/2011 19:00 4.26	18/02/2011 22:30 4.87	19/02/2011 02:00 3.95	19/02/2011 05:30 4.64
18/02/2011 12:05 4.16	18/02/2011 15:35 4.40	18/02/2011 19:05 4.33	18/02/2011 22:35 4.85	19/02/2011 02:05 4.13	19/02/2011 05:35 4.66
18/02/2011 12:10 4.10	18/02/2011 15:40 4.95	18/02/2011 19:10 4.32	18/02/2011 22:40 4.74	19/02/2011 02:10 4.37	19/02/2011 05:40 4.64
18/02/2011 12:15 4.13	18/02/2011 15:45 5.19	18/02/2011 19:15 4.36	18/02/2011 22:45 4.67	19/02/2011 02:15 4.06	19/02/2011 05:45 4.66
18/02/2011 12:20 5.44	18/02/2011 15:50 5.34	18/02/2011 19:20 4.47	18/02/2011 22:50 4.61	19/02/2011 02:20 4.31	19/02/2011 05:50 4.47
18/02/2011 12:25 6.25	18/02/2011 15:55 6.73	18/02/2011 19:25 4.50	18/02/2011 22:55 4.69	19/02/2011 02:25 4.21	19/02/2011 05:55 3.66
18/02/2011 12:30 4.88	18/02/2011 16:00 6.30	18/02/2011 19:30 4.47	18/02/2011 23:00 4.62	19/02/2011 02:30 4.16	19/02/2011 06:00 3.89
18/02/2011 12:35 4.85	18/02/2011 16:05 5.74	18/02/2011 19:35 4.48	18/02/2011 23:05 4.55	19/02/2011 02:35 4.33	19/02/2011 06:05 3.97
18/02/2011 12:40 4.83	18/02/2011 16:10 5.71	18/02/2011 19:40 4.63	18/02/2011 23:10 4.12	19/02/2011 02:40 4.15	19/02/2011 06:10 3.96
18/02/2011 12:45 4.76	18/02/2011 16:15 5.59	18/02/2011 19:45 4.93	18/02/2011 23:15 4.03	19/02/2011 02:45 4.20	19/02/2011 06:15 3.89
18/02/2011 12:50 4.76	18/02/2011 16:20 5.55	18/02/2011 19:50 5.31	18/02/2011 23:20 4.21	19/02/2011 02:50 4.27	19/02/2011 06:20 3.84
18/02/2011 12:55 4.71	18/02/2011 16:25 5.31	18/02/2011 19:55 5.30	18/02/2011 23:25 4.08	19/02/2011 02:55 4.46	19/02/2011 06:25 4.11
18/02/2011 13:00 4.61	18/02/2011 16:30 5.22	18/02/2011 20:00 5.14	18/02/2011 23:30 3.99	19/02/2011 03:00 4.43	19/02/2011 06:30 4.12
18/02/2011 13:05 4.65	18/02/2011 16:35 5.18	18/02/2011 20:05 5.20	18/02/2011 23:35 4.04	19/02/2011 03:05 4.31	19/02/2011 06:35 3.95
18/02/2011 13:10 4.71	18/02/2011 16:40 5.12	18/02/2011 20:10 5.23	18/02/2011 23:40 4.03	19/02/2011 03:10 4.16	19/02/2011 06:40 3.92
18/02/2011 13:15 4.71	18/02/2011 16:45 5.09	18/02/2011 20:15 5.22	18/02/2011 23:45 4.04	19/02/2011 03:15 4.19	19/02/2011 06:45 4.05
18/02/2011 13:20 4.48	18/02/2011 16:50 6.77	18/02/2011 20:20 5.19	18/02/2011 23:50 3.98	19/02/2011 03:20 6.66	19/02/2011 06:50 3.99
18/02/2011 13:25 4.49	18/02/2011 16:55 5.81	18/02/2011 20:25 5.36	18/02/2011 23:55 3.91	19/02/2011 03:25 4.67	19/02/2011 06:55 4.01
18/02/2011 13:30 4.54	18/02/2011 17:00 4.28	18/02/2011 20:30 5.54	19/02/2011 00:00 3.88	19/02/2011 03:30 4.49	19/02/2011 07:00 3.87
18/02/2011 13:35 4.49	18/02/2011 17:05 4.17	18/02/2011 20:35 5.56	19/02/2011 00:05 3.86	19/02/2011 03:35 4.49	19/02/2011 07:05 3.93
18/02/2011 13:40 4.50	18/02/2011 17:10 4.37	18/02/2011 20:40 5.53	19/02/2011 00:10 3.83	19/02/2011 03:40 4.39	19/02/2011 07:10 4.15
18/02/2011 13:45 4.66	18/02/2011 17:15 4.44	18/02/2011 20:45 5.60	19/02/2011 00:15 3.88	19/02/2011 03:45 4.35	19/02/2011 07:15 4.12
18/02/2011 13:50 4.89	18/02/2011 17:20 4.50	18/02/2011 20:50 5.38	19/02/2011 00:20 3.89	19/02/2011 03:50 4.33	19/02/2011 07:20 4.00
18/02/2011 13:55 5.10	18/02/2011 17:25 4.62	18/02/2011 20:55 5.50	19/02/2011 00:25 3.60	19/02/2011 03:55 4.10	19/02/2011 07:25 4.16
18/02/2011 14:00 4.95	18/02/2011 17:30 4.50	18/02/2011 21:00 5.27	19/02/2011 00:30 3.57	19/02/2011 04:00 3.94	19/02/2011 07:30 4.02
18/02/2011 14:05 5.00	18/02/2011 17:35 4.52	18/02/2011 21:05 5.28	19/02/2011 00:35 3.55	19/02/2011 04:05 4.07	19/02/2011 07:35 3.94
18/02/2011 14:10 5.10	18/02/2011 17:40 4.44	18/02/2011 21:10 4.87	19/02/2011 00:40 3.52	19/02/2011 04:10 3.96	19/02/2011 07:40 3.94
18/02/2011 14:15 5.33	18/02/2011 17:45 4.48	18/02/2011 21:15 4.88	19/02/2011 00:45 3.50	19/02/2011 04:15 4.04	19/02/2011 07:45 3.84
18/02/2011 14:20 6.13	18/02/2011 17:50 4.93	18/02/2011 21:20 4.75	19/02/2011 00:50 3.66	19/02/2011 04:20 4.06	19/02/2011 07:50 4.83
18/02/2011 14:25 5.12	18/02/2011 17:55 4.87	18/02/2011 21:25 4.82	19/02/2011 00:55 3.86	19/02/2011 04:25 4.36	19/02/2011 07:55 5.73
18/02/2011 14:30 4.81	18/02/2011 18:00 4.47	18/02/2011 21:30 4.83	19/02/2011 01:00 3.85	19/02/2011 04:30 4.43	19/02/2011 08:00 5.06
18/02/2011 14:35 4.71	18/02/2011 18:05 4.46	18/02/2011 21:35 4.70	19/02/2011 01:05 3.83	19/02/2011 04:35 4.38	19/02/2011 08:05 5.00
18/02/2011 14:40 4.86	18/02/2011 18:10 4.52	18/02/2011 21:40 4.57	19/02/2011 01:10 3.81	19/02/2011 04:40 4.41	19/02/2011 08:10 5.14
18/02/2011 14:45 4.79	18/02/2011 18:15 4.38	18/02/2011 21:45 4.52	19/02/2011 01:15 3.84	19/02/2011 04:45 4.45	19/02/2011 08:15 5.28
18/02/2011 14:50 5.58	18/02/2011 18:20 4.89	18/02/2011 21:50 4.75	19/02/2011 01:20 3.84	19/02/2011 04:50 4.39	19/02/2011 08:20 5.14
18/02/2011 14:55 6.22	18/02/2011 18:25 4.50	18/02/2011 21:55 4.83	19/02/2011 01:25 3.71	19/02/2011 04:55 4.43	19/02/2011 08:25 4.87
18/02/2011 15:00 6.17	18/02/2011 18:30 4.81	18/02/2011 22:00 4.95	19/02/2011 01:30 3.70	19/02/2011 05:00 4.44	19/02/2011 08:30 4.80
18/02/2011 15:05 6.16	18/02/2011 18:35 4.76	18/02/2011 22:05 5.04	19/02/2011 01:35 3.63	19/02/2011 05:05 4.44	19/02/2011 08:35 4.70
18/02/2011 15:10 6.35	18/02/2011 18:40 4.35	18/02/2011 22:10 4.75	19/02/2011 01:40 3.71	19/02/2011 05:10 4.43	19/02/2011 08:40 5.51
18/02/2011 15:15 6.15	18/02/2011 18:45 4.45	18/02/2011 22:15 4.46	19/02/2011 01:45 3.69	19/02/2011 05:15 4.42	19/02/2011 08:45 5.64
18/02/2011 15:20 5.58	18/02/2011 18:50 5.15	18/02/2011 22:20 4.55	19/02/2011 01:50 3.84	19/02/2011 05:20 4.47	19/02/2011 08:50 5.46

24 hour Turbidity Data C6 - Excelsior

19/02/2011 08:55 4.40	19/02/2011 12:25 3.52	19/02/2011 15:55 6.58	19/02/2011 19:25 5.34	19/02/2011 22:55 4.40	20/02/2011 02:25 3.78
19/02/2011 09:00 4.60	19/02/2011 12:30 3.46	19/02/2011 16:00 6.84	19/02/2011 19:30 5.47	19/02/2011 23:00 4.16	20/02/2011 02:30 3.81
19/02/2011 09:05 4.43	19/02/2011 12:35 3.46	19/02/2011 16:05 6.75	19/02/2011 19:35 4.95	19/02/2011 23:05 4.20	20/02/2011 02:35 3.84
19/02/2011 09:10 4.31	19/02/2011 12:40 3.47	19/02/2011 16:10 6.50	19/02/2011 19:40 5.16	19/02/2011 23:10 4.22	20/02/2011 02:40 3.79
19/02/2011 09:15 4.32	19/02/2011 12:45 3.44	19/02/2011 16:15 6.11	19/02/2011 19:45 5.04	19/02/2011 23:15 4.04	20/02/2011 02:45 3.65
19/02/2011 09:20 4.20	19/02/2011 12:50 3.56	19/02/2011 16:20 6.19	19/02/2011 19:50 4.90	19/02/2011 23:20 4.07	20/02/2011 02:50 3.66
19/02/2011 09:25 4.66	19/02/2011 12:55 3.87	19/02/2011 16:25 6.23	19/02/2011 19:55 4.88	19/02/2011 23:25 4.08	20/02/2011 02:55 3.81
19/02/2011 09:30 4.49	19/02/2011 13:00 3.87	19/02/2011 16:30 6.99	19/02/2011 20:00 4.75	19/02/2011 23:30 4.12	20/02/2011 03:00 3.81
19/02/2011 09:35 5.29	19/02/2011 13:05 3.84	19/02/2011 16:35 6.97	19/02/2011 20:05 5.58	19/02/2011 23:35 4.07	20/02/2011 03:05 5.26
19/02/2011 09:40 5.09	19/02/2011 13:10 3.83	19/02/2011 16:40 7.05	19/02/2011 20:10 5.40	19/02/2011 23:40 3.97	20/02/2011 03:10 3.85
19/02/2011 09:45 4.88	19/02/2011 13:15 3.83	19/02/2011 16:45 6.68	19/02/2011 20:15 4.90	19/02/2011 23:45 3.99	20/02/2011 03:15 3.95
19/02/2011 09:50 4.60	19/02/2011 13:20 3.81	19/02/2011 16:50 6.40	19/02/2011 20:20 4.98	19/02/2011 23:50 3.96	20/02/2011 03:20 3.78
19/02/2011 09:55 4.49	19/02/2011 13:25 3.64	19/02/2011 16:55 6.44	19/02/2011 20:25 5.09	19/02/2011 23:55 4.09	20/02/2011 03:25 3.83
19/02/2011 10:00 4.40	19/02/2011 13:30 3.66	19/02/2011 17:00 6.11	19/02/2011 20:30 4.91	20/02/2011 00:00 4.28	20/02/2011 03:30 3.94
19/02/2011 10:05 4.33	19/02/2011 13:35 3.68	19/02/2011 17:05 5.69	19/02/2011 20:35 4.80	20/02/2011 00:05 4.83	20/02/2011 03:35 3.80
19/02/2011 10:10 4.41	19/02/2011 13:40 3.65	19/02/2011 17:10 5.99	19/02/2011 20:40 4.78	20/02/2011 00:10 4.29	20/02/2011 03:40 3.80
19/02/2011 10:15 4.16	19/02/2011 13:45 3.63	19/02/2011 17:15 6.06	19/02/2011 20:45 4.59	20/02/2011 00:15 4.18	20/02/2011 03:45 3.72
19/02/2011 10:20 4.21	19/02/2011 13:50 3.59	19/02/2011 17:20 5.79	19/02/2011 20:50 4.64	20/02/2011 00:20 4.20	20/02/2011 03:50 3.85
19/02/2011 10:25 4.05	19/02/2011 13:55 3.61	19/02/2011 17:25 5.66	19/02/2011 20:55 4.65	20/02/2011 00:25 4.18	20/02/2011 03:55 3.88
19/02/2011 10:30 4.07	19/02/2011 14:00 3.63	19/02/2011 17:30 5.32	19/02/2011 21:00 4.71	20/02/2011 00:30 4.02	20/02/2011 04:00 3.77
19/02/2011 10:35 4.25	19/02/2011 14:05 3.59	19/02/2011 17:35 5.13	19/02/2011 21:05 4.77	20/02/2011 00:35 3.93	20/02/2011 04:05 3.76
19/02/2011 10:40 4.18	19/02/2011 14:10 3.79	19/02/2011 17:40 4.99	19/02/2011 21:10 4.66	20/02/2011 00:40 3.89	20/02/2011 04:10 3.77
19/02/2011 10:45 4.11	19/02/2011 14:15 4.16	19/02/2011 17:45 4.88	19/02/2011 21:15 4.62	20/02/2011 00:45 3.82	20/02/2011 04:15 3.86
19/02/2011 10:50 4.23	19/02/2011 14:20 4.37	19/02/2011 17:50 5.32	19/02/2011 21:20 4.49	20/02/2011 00:50 3.75	20/02/2011 04:20 3.77
19/02/2011 10:55 4.24	19/02/2011 14:25 4.53	19/02/2011 17:55 5.25	19/02/2011 21:25 4.51	20/02/2011 00:55 3.78	20/02/2011 04:25 3.84
19/02/2011 11:00 4.14	19/02/2011 14:30 4.33	19/02/2011 18:00 5.14	19/02/2011 21:30 4.46	20/02/2011 01:00 3.77	20/02/2011 04:30 3.83
19/02/2011 11:05 4.09	19/02/2011 14:35 4.16	19/02/2011 18:05 5.52	19/02/2011 21:35 4.40	20/02/2011 01:05 3.71	20/02/2011 04:35 3.79
19/02/2011 11:10 4.13	19/02/2011 14:40 4.32	19/02/2011 18:10 5.60	19/02/2011 21:40 4.49	20/02/2011 01:10 3.75	20/02/2011 04:40 3.87
19/02/2011 11:15 4.07	19/02/2011 14:45 4.32	19/02/2011 18:15 5.48	19/02/2011 21:45 4.57	20/02/2011 01:15 3.74	20/02/2011 04:45 3.87
19/02/2011 11:20 3.89	19/02/2011 14:50 4.33	19/02/2011 18:20 5.74	19/02/2011 21:50 4.45	20/02/2011 01:20 3.68	20/02/2011 04:50 3.79
19/02/2011 11:25 3.92	19/02/2011 14:55 4.39	19/02/2011 18:25 5.76	19/02/2011 21:55 4.46	20/02/2011 01:25 3.65	20/02/2011 04:55 3.89
19/02/2011 11:30 4.02	19/02/2011 15:00 4.38	19/02/2011 18:30 5.63	19/02/2011 22:00 4.30	20/02/2011 01:30 3.64	20/02/2011 05:00 3.82
19/02/2011 11:35 3.89	19/02/2011 15:05 4.91	19/02/2011 18:35 5.58	19/02/2011 22:05 4.41	20/02/2011 01:35 3.62	20/02/2011 05:05 3.85
19/02/2011 11:40 3.88	19/02/2011 15:10 5.32	19/02/2011 18:40 5.69	19/02/2011 22:10 4.45	20/02/2011 01:40 3.70	20/02/2011 05:10 3.88
19/02/2011 11:45 3.89	19/02/2011 15:15 6.24	19/02/2011 18:45 5.59	19/02/2011 22:15 4.34	20/02/2011 01:45 3.63	20/02/2011 05:15 3.87
19/02/2011 11:50 3.88	19/02/2011 15:20 8.02	19/02/2011 18:50 6.09	19/02/2011 22:20 5.19	20/02/2011 01:50 3.62	20/02/2011 05:20 3.93
19/02/2011 11:55 3.69	19/02/2011 15:25 7.33	19/02/2011 18:55 6.35	19/02/2011 22:25 5.42	20/02/2011 01:55 3.69	20/02/2011 05:25 3.88
19/02/2011 12:00 3.88	19/02/2011 15:30 8.40	19/02/2011 19:00 6.48	19/02/2011 22:30 5.34	20/02/2011 02:00 3.70	20/02/2011 05:30 3.78
19/02/2011 12:05 3.72	19/02/2011 15:35 7.29	19/02/2011 19:05 5.92	19/02/2011 22:35 5.01	20/02/2011 02:05 3.74	20/02/2011 05:35 3.86
19/02/2011 12:10 3.72	19/02/2011 15:40 6.83	19/02/2011 19:10 5.97	19/02/2011 22:40 4.90	20/02/2011 02:10 3.76	20/02/2011 05:40 3.93
19/02/2011 12:15 3.68	19/02/2011 15:45 6.50	19/02/2011 19:15 5.68	19/02/2011 22:45 4.58	20/02/2011 02:15 3.75	20/02/2011 05:45 3.87
19/02/2011 12:20 3.67	19/02/2011 15:50 6.42	19/02/2011 19:20 5.44	19/02/2011 22:50 4.40	20/02/2011 02:20 3.74	20/02/2011 05:50 3.89

24 hour Turbidity Data C6 - Excelsior

20/02/2011 05:55 3.83	20/02/2011 09:25 6.80	20/02/2011 12:55 4.31	20/02/2011 16:25 5.85	20/02/2011 19:55 7.91	20/02/2011 23:25 46.52*
20/02/2011 06:00 3.88	20/02/2011 09:30 6.42	20/02/2011 13:00 4.19	20/02/2011 16:30 4.43	20/02/2011 20:00 6.42	20/02/2011 23:30 26.00*
20/02/2011 06:05 3.97	20/02/2011 09:35 5.68	20/02/2011 13:05 4.12	20/02/2011 16:35 4.43	20/02/2011 20:05 6.27	20/02/2011 23:35 21.97*
20/02/2011 06:10 4.37	20/02/2011 09:40 6.03	20/02/2011 13:10 4.01	20/02/2011 16:40 4.29	20/02/2011 20:10 6.16	20/02/2011 23:40 20.55*
20/02/2011 06:15 4.14	20/02/2011 09:45 5.84	20/02/2011 13:15 4.10	20/02/2011 16:45 4.25	20/02/2011 20:15 5.98	20/02/2011 23:45 20.15*
20/02/2011 06:20 4.10	20/02/2011 09:50 5.67	20/02/2011 13:20 4.11	20/02/2011 16:50 4.17	20/02/2011 20:20 5.88	20/02/2011 23:50 20.05*
20/02/2011 06:25 4.10	20/02/2011 09:55 5.64	20/02/2011 13:25 4.07	20/02/2011 16:55 4.28	20/02/2011 20:25 5.77	20/02/2011 23:55 31.40*
20/02/2011 06:30 4.65	20/02/2011 10:00 5.90	20/02/2011 13:30 3.96	20/02/2011 17:00 4.24	20/02/2011 20:30 5.86	21/02/2011 00:00 49.86*
20/02/2011 06:35 4.66	20/02/2011 10:05 5.79	20/02/2011 13:35 3.87	20/02/2011 17:05 4.96	20/02/2011 20:35 4.76	21/02/2011 00:05 49.86*
20/02/2011 06:40 4.56	20/02/2011 10:10 5.96	20/02/2011 13:40 3.86	20/02/2011 17:10 6.30	20/02/2011 20:40 4.82	21/02/2011 00:10 49.86*
20/02/2011 06:45 4.47	20/02/2011 10:15 5.81	20/02/2011 13:45 4.04	20/02/2011 17:15 6.01	20/02/2011 20:45 4.89	21/02/2011 00:15 49.86*
20/02/2011 06:50 4.28	20/02/2011 10:20 5.88	20/02/2011 13:50 4.05	20/02/2011 17:20 6.06	20/02/2011 20:50 4.90	21/02/2011 00:20 49.86*
20/02/2011 06:55 4.22	20/02/2011 10:25 5.92	20/02/2011 13:55 4.04	20/02/2011 17:25 6.00	20/02/2011 20:55 17.01	21/02/2011 00:25 49.86*
20/02/2011 07:00 4.12	20/02/2011 10:30 5.77	20/02/2011 14:00 3.97	20/02/2011 17:30 6.67	20/02/2011 21:00 32.33	21/02/2011 00:30 49.86*
20/02/2011 07:05 4.27	20/02/2011 10:35 6.38	20/02/2011 14:05 3.94	20/02/2011 17:35 6.48	20/02/2011 21:05 32.53	21/02/2011 00:35 49.86*
20/02/2011 07:10 4.18	20/02/2011 10:40 9.48^	20/02/2011 14:10 4.01	20/02/2011 17:40 6.78	20/02/2011 21:10 32.50	21/02/2011 00:40 49.86*
20/02/2011 07:15 4.19	20/02/2011 10:45 9.34^	20/02/2011 14:15 4.02	20/02/2011 17:45 7.15	20/02/2011 21:15 32.16	21/02/2011 00:45 49.86*
20/02/2011 07:20 4.12	20/02/2011 10:50 7.79	20/02/2011 14:20 4.01	20/02/2011 17:50 6.90	20/02/2011 21:20 31.68	21/02/2011 00:50 49.86*
20/02/2011 07:25 4.21	20/02/2011 10:55 8.00	20/02/2011 14:25 4.26	20/02/2011 17:55 6.71	20/02/2011 21:25 21.61	21/02/2011 00:55 37.72*
20/02/2011 07:30 4.21	20/02/2011 11:00 7.77	20/02/2011 14:30 4.31	20/02/2011 18:00 6.49	20/02/2011 21:30 6.20	21/02/2011 01:00 4.69
20/02/2011 07:35 5.08	20/02/2011 11:05 7.15	20/02/2011 14:35 4.46	20/02/2011 18:05 6.26	20/02/2011 21:35 6.21	21/02/2011 01:05 4.47
20/02/2011 07:40 4.68	20/02/2011 11:10 6.67	20/02/2011 14:40 4.41	20/02/2011 18:10 5.95	20/02/2011 21:40 6.15	21/02/2011 01:10 4.35
20/02/2011 07:45 4.58	20/02/2011 11:15 6.26	20/02/2011 14:45 4.30	20/02/2011 18:15 5.85	20/02/2011 21:45 6.17	21/02/2011 01:15 4.51
20/02/2011 07:50 4.48	20/02/2011 11:20 6.12	20/02/2011 14:50 4.15	20/02/2011 18:20 6.01	20/02/2011 21:50 5.99	21/02/2011 01:20 4.43
20/02/2011 07:55 4.36	20/02/2011 11:25 5.70	20/02/2011 14:55 6.06	20/02/2011 18:25 6.34	20/02/2011 21:55 7.25	21/02/2011 01:25 4.47
20/02/2011 08:00 4.47	20/02/2011 11:30 5.48	20/02/2011 15:00 4.10	20/02/2011 18:30 6.56	20/02/2011 22:00 9.55^	21/02/2011 01:30 4.61
20/02/2011 08:05 4.74	20/02/2011 11:35 5.36	20/02/2011 15:05 4.05	20/02/2011 18:35 6.51	20/02/2011 22:05 9.24^	21/02/2011 01:35 4.66
20/02/2011 08:10 4.58	20/02/2011 11:40 5.06	20/02/2011 15:10 4.07	20/02/2011 18:40 6.06	20/02/2011 22:10 8.99	21/02/2011 01:40 4.77
20/02/2011 08:15 4.69	20/02/2011 11:45 4.94	20/02/2011 15:15 4.15	20/02/2011 18:45 6.05	20/02/2011 22:15 8.75	21/02/2011 01:45 4.87
20/02/2011 08:20 4.58	20/02/2011 11:50 4.74	20/02/2011 15:20 4.35	20/02/2011 18:50 5.92	20/02/2011 22:20 8.69	21/02/2011 01:50 4.75
20/02/2011 08:25 4.54	20/02/2011 11:55 4.49	20/02/2011 15:25 4.45	20/02/2011 18:55 9.79^	20/02/2011 22:25 13.64*	21/02/2011 01:55 4.67
20/02/2011 08:30 4.38	20/02/2011 12:00 4.54	20/02/2011 15:30 4.50	20/02/2011 19:00 5.55	20/02/2011 22:30 5.13	21/02/2011 02:00 4.54
20/02/2011 08:35 4.42	20/02/2011 12:05 4.39	20/02/2011 15:35 4.77	20/02/2011 19:05 5.57	20/02/2011 22:35 4.83	21/02/2011 02:05 4.69
20/02/2011 08:40 4.30	20/02/2011 12:10 4.38	20/02/2011 15:40 4.68	20/02/2011 19:10 5.74	20/02/2011 22:40 4.70	21/02/2011 02:10 4.52
20/02/2011 08:45 4.26	20/02/2011 12:15 4.21	20/02/2011 15:45 4.51	20/02/2011 19:15 5.64	20/02/2011 22:45 4.54	21/02/2011 02:15 4.44
20/02/2011 08:50 4.36	20/02/2011 12:20 4.22	20/02/2011 15:50 4.46	20/02/2011 19:20 5.98	20/02/2011 22:50 4.30	21/02/2011 02:20 4.38
20/02/2011 08:55 4.41	20/02/2011 12:25 4.20	20/02/2011 15:55 5.62	20/02/2011 19:25 16.54*	20/02/2011 22:55 22.69*	21/02/2011 02:25 6.91
20/02/2011 09:00 4.36	20/02/2011 12:30 4.42	20/02/2011 16:00 6.74	20/02/2011 19:30 5.23	20/02/2011 23:00 49.86*	21/02/2011 02:30 6.92
20/02/2011 09:05 4.47	20/02/2011 12:35 4.39	20/02/2011 16:05 6.76	20/02/2011 19:35 5.39	20/02/2011 23:05 49.86*	21/02/2011 02:35 4.26
20/02/2011 09:10 4.40	20/02/2011 12:40 4.27	20/02/2011 16:10 6.78	20/02/2011 19:40 5.33	20/02/2011 23:10 49.86*	21/02/2011 02:40 4.19
20/02/2011 09:15 5.62	20/02/2011 12:45 4.43	20/02/2011 16:15 7.04	20/02/2011 19:45 5.46	20/02/2011 23:15 49.86*	21/02/2011 02:45 8.41
20/02/2011 09:20 6.61	20/02/2011 12:50 4.46	20/02/2011 16:20 7.13	20/02/2011 19:50 5.71	20/02/2011 23:20 49.86*	21/02/2011 02:50 3.83

24 hour Turbidity Data C6 - Excelsior

21/02/2011 02:55 3.71	21/02/2011 06:25 4.37	21/02/2011 09:55 4.46	21/02/2011 13:25 4.78	21/02/2011 16:55 6.95	21/02/2011 20:25 6.31
21/02/2011 03:00 3.92	21/02/2011 06:30 4.48	21/02/2011 10:00 4.28	21/02/2011 13:30 4.80	21/02/2011 17:00 6.83	21/02/2011 20:30 6.59
21/02/2011 03:05 3.92	21/02/2011 06:35 4.08	21/02/2011 10:05 4.30	21/02/2011 13:35 4.81	21/02/2011 17:05 7.08	21/02/2011 20:35 6.48
21/02/2011 03:10 4.01	21/02/2011 06:40 3.95	21/02/2011 10:10 4.37	21/02/2011 13:40 4.75	21/02/2011 17:10 8.78	21/02/2011 20:40 6.17
21/02/2011 03:15 4.13	21/02/2011 06:45 4.00	21/02/2011 10:15 4.86	21/02/2011 13:45 4.71	21/02/2011 17:15 8.69	21/02/2011 20:45 6.02
21/02/2011 03:20 4.09	21/02/2011 06:50 3.96	21/02/2011 10:20 4.95	21/02/2011 13:50 4.74	21/02/2011 17:20 8.09	21/02/2011 20:50 5.94
21/02/2011 03:25 4.24	21/02/2011 06:55 3.91	21/02/2011 10:25 5.72	21/02/2011 13:55 4.69	21/02/2011 17:25 7.98	21/02/2011 20:55 5.54
21/02/2011 03:30 4.36	21/02/2011 07:00 4.04	21/02/2011 10:30 5.32	21/02/2011 14:00 4.60	21/02/2011 17:30 7.95	21/02/2011 21:00 5.51
21/02/2011 03:35 4.37	21/02/2011 07:05 4.22	21/02/2011 10:35 4.87	21/02/2011 14:05 4.73	21/02/2011 17:35 7.63	21/02/2011 21:05 5.56
21/02/2011 03:40 4.37	21/02/2011 07:10 4.26	21/02/2011 10:40 5.64	21/02/2011 14:10 4.97	21/02/2011 17:40 7.36	21/02/2011 21:10 5.43
21/02/2011 03:45 4.26	21/02/2011 07:15 4.17	21/02/2011 10:45 6.17	21/02/2011 14:15 5.39	21/02/2011 17:45 7.02	21/02/2011 21:15 5.19
21/02/2011 03:50 4.23	21/02/2011 07:20 4.13	21/02/2011 10:50 5.70	21/02/2011 14:20 5.16	21/02/2011 17:50 7.35	21/02/2011 21:20 5.33
21/02/2011 03:55 4.17	21/02/2011 07:25 4.24	21/02/2011 10:55 5.64	21/02/2011 14:25 4.97	21/02/2011 17:55 7.46	21/02/2011 21:25 5.38
21/02/2011 04:00 3.89	21/02/2011 07:30 4.13	21/02/2011 11:00 6.32	21/02/2011 14:30 4.93	21/02/2011 18:00 7.13	21/02/2011 21:30 5.12
21/02/2011 04:05 3.84	21/02/2011 07:35 4.57	21/02/2011 11:05 5.75	21/02/2011 14:35 4.89	21/02/2011 18:05 6.96	21/02/2011 21:35 5.08
21/02/2011 04:10 3.71	21/02/2011 07:40 4.47	21/02/2011 11:10 5.59	21/02/2011 14:40 4.12	21/02/2011 18:10 7.30	21/02/2011 21:40 4.96
21/02/2011 04:15 3.90	21/02/2011 07:45 4.31	21/02/2011 11:15 5.61	21/02/2011 14:45 4.03	21/02/2011 18:15 7.28	21/02/2011 21:45 4.96
21/02/2011 04:20 3.84	21/02/2011 07:50 4.22	21/02/2011 11:20 5.57	21/02/2011 14:50 3.97	21/02/2011 18:20 8.07	21/02/2011 21:50 4.94
21/02/2011 04:25 3.85	21/02/2011 07:55 4.34	21/02/2011 11:25 5.58	21/02/2011 14:55 3.99	21/02/2011 18:25 8.29	21/02/2011 21:55 4.92
21/02/2011 04:30 3.93	21/02/2011 08:00 4.44	21/02/2011 11:30 5.40	21/02/2011 15:00 4.19	21/02/2011 18:30 7.68	21/02/2011 22:00 4.90
21/02/2011 04:35 4.07	21/02/2011 08:05 4.47	21/02/2011 11:35 5.52	21/02/2011 15:05 4.13	21/02/2011 18:35 7.68	21/02/2011 22:05 4.63
21/02/2011 04:40 4.13	21/02/2011 08:10 4.12	21/02/2011 11:40 6.06	21/02/2011 15:10 4.20	21/02/2011 18:40 7.11	21/02/2011 22:10 4.76
21/02/2011 04:45 4.25	21/02/2011 08:15 4.61	21/02/2011 11:45 7.45	21/02/2011 15:15 4.22	21/02/2011 18:45 7.22	21/02/2011 22:15 4.67
21/02/2011 04:50 4.39	21/02/2011 08:20 4.30	21/02/2011 11:50 10.92*	21/02/2011 15:20 4.23	21/02/2011 18:50 6.76	21/02/2011 22:20 4.69
21/02/2011 04:55 4.26	21/02/2011 08:25 4.35	21/02/2011 11:55 8.28	21/02/2011 15:25 4.38	21/02/2011 18:55 6.62	21/02/2011 22:25 4.79
21/02/2011 05:00 4.36	21/02/2011 08:30 4.33	21/02/2011 12:00 7.67	21/02/2011 15:30 4.48	21/02/2011 19:00 6.85	21/02/2011 22:30 4.63
21/02/2011 05:05 4.55	21/02/2011 08:35 4.40	21/02/2011 12:05 7.54	21/02/2011 15:35 4.66	21/02/2011 19:05 7.73	21/02/2011 22:35 4.72
21/02/2011 05:10 4.22	21/02/2011 08:40 4.29	21/02/2011 12:10 7.13	21/02/2011 15:40 4.58	21/02/2011 19:10 7.78	21/02/2011 22:40 4.67
21/02/2011 05:15 4.22	21/02/2011 08:45 5.06	21/02/2011 12:15 6.74	21/02/2011 15:45 4.80	21/02/2011 19:15 7.39	21/02/2011 22:45 4.80
21/02/2011 05:20 4.25	21/02/2011 08:50 4.71	21/02/2011 12:20 6.27	21/02/2011 15:50 5.06	21/02/2011 19:20 7.10	21/02/2011 22:50 4.64
21/02/2011 05:25 4.35	21/02/2011 08:55 4.52	21/02/2011 12:25 5.98	21/02/2011 15:55 5.24	21/02/2011 19:25 6.75	21/02/2011 22:55 4.79
21/02/2011 05:30 4.04	21/02/2011 09:00 4.44	21/02/2011 12:30 5.82	21/02/2011 16:00 7.77	21/02/2011 19:30 6.72	21/02/2011 23:00 4.75
21/02/2011 05:35 3.97	21/02/2011 09:05 4.66	21/02/2011 12:35 5.45	21/02/2011 16:05 5.77	21/02/2011 19:35 6.64	21/02/2011 23:05 4.34
21/02/2011 05:40 3.90	21/02/2011 09:10 4.44	21/02/2011 12:40 5.32	21/02/2011 16:10 6.07	21/02/2011 19:40 6.45	21/02/2011 23:10 4.64
21/02/2011 05:45 3.94	21/02/2011 09:15 4.36	21/02/2011 12:45 5.40	21/02/2011 16:15 5.99	21/02/2011 19:45 6.09	21/02/2011 23:15 4.55
21/02/2011 05:50 4.66	21/02/2011 09:20 4.21	21/02/2011 12:50 5.43	21/02/2011 16:20 6.06	21/02/2011 19:50 6.02	21/02/2011 23:20 4.53
21/02/2011 05:55 4.31	21/02/2011 09:25 4.89	21/02/2011 12:55 5.28	21/02/2011 16:25 5.89	21/02/2011 19:55 6.15	21/02/2011 23:25 4.63
21/02/2011 06:00 4.35	21/02/2011 09:30 5.54	21/02/2011 13:00 4.98	21/02/2011 16:30 5.94	21/02/2011 20:00 6.07	21/02/2011 23:30 4.52
21/02/2011 06:05 4.32	21/02/2011 09:35 5.14	21/02/2011 13:05 5.29	21/02/2011 16:35 6.07	21/02/2011 20:05 6.41	21/02/2011 23:35 4.54
21/02/2011 06:10 4.25	21/02/2011 09:40 4.89	21/02/2011 13:10 4.94	21/02/2011 16:40 6.13	21/02/2011 20:10 6.10	21/02/2011 23:40 4.59
21/02/2011 06:15 4.16	21/02/2011 09:45 4.59	21/02/2011 13:15 4.89	21/02/2011 16:45 6.18	21/02/2011 20:15 5.97	21/02/2011 23:45 4.62
21/02/2011 06:20 4.22	21/02/2011 09:50 4.47	21/02/2011 13:20 4.88	21/02/2011 16:50 6.34	21/02/2011 20:20 5.71	21/02/2011 23:50 4.70

24 hour Turbidity Data C6 - Excelsior

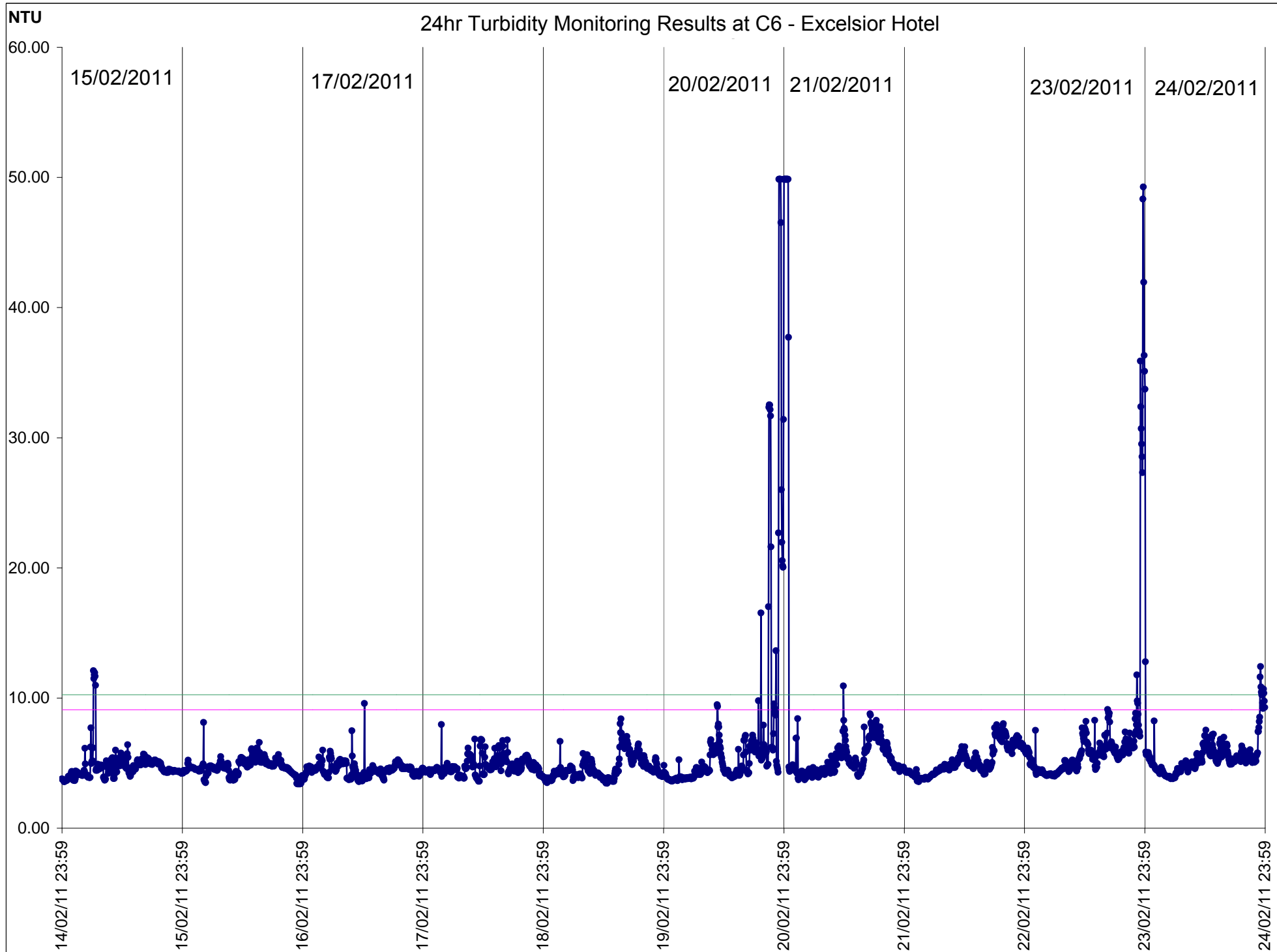
21/02/2011 23:55 4.56	22/02/2011 03:25 3.83	22/02/2011 06:55 4.40	22/02/2011 10:25 5.12	22/02/2011 13:55 4.72	22/02/2011 17:25 4.95
22/02/2011 00:00 4.49	22/02/2011 03:30 3.83	22/02/2011 07:00 4.42	22/02/2011 10:30 5.08	22/02/2011 14:00 5.37	22/02/2011 17:30 5.04
22/02/2011 00:05 4.42	22/02/2011 03:35 3.82	22/02/2011 07:05 4.52	22/02/2011 10:35 4.93	22/02/2011 14:05 5.11	22/02/2011 17:35 6.20
22/02/2011 00:10 4.40	22/02/2011 03:40 3.79	22/02/2011 07:10 4.44	22/02/2011 10:40 5.00	22/02/2011 14:10 5.01	22/02/2011 17:40 5.69
22/02/2011 00:15 4.40	22/02/2011 03:45 3.79	22/02/2011 07:15 4.64	22/02/2011 10:45 5.35	22/02/2011 14:15 5.78	22/02/2011 17:45 5.91
22/02/2011 00:20 4.32	22/02/2011 03:50 3.81	22/02/2011 07:20 4.68	22/02/2011 10:50 5.41	22/02/2011 14:20 4.82	22/02/2011 17:50 5.97
22/02/2011 00:25 4.27	22/02/2011 03:55 3.77	22/02/2011 07:25 4.66	22/02/2011 10:55 5.22	22/02/2011 14:25 5.38	22/02/2011 17:55 5.95
22/02/2011 00:30 4.40	22/02/2011 04:00 3.75	22/02/2011 07:30 4.62	22/02/2011 11:00 5.22	22/02/2011 14:30 5.47	22/02/2011 18:00 7.71
22/02/2011 00:35 4.32	22/02/2011 04:05 3.82	22/02/2011 07:35 4.59	22/02/2011 11:05 5.31	22/02/2011 14:35 5.16	22/02/2011 18:05 7.24
22/02/2011 00:40 4.38	22/02/2011 04:10 3.87	22/02/2011 07:40 4.73	22/02/2011 11:10 5.72	22/02/2011 14:40 5.08	22/02/2011 18:10 7.09
22/02/2011 00:45 4.28	22/02/2011 04:15 3.91	22/02/2011 07:45 4.60	22/02/2011 11:15 5.73	22/02/2011 14:45 5.18	22/02/2011 18:15 7.13
22/02/2011 00:50 4.33	22/02/2011 04:20 3.85	22/02/2011 07:50 4.53	22/02/2011 11:20 5.89	22/02/2011 14:50 4.93	22/02/2011 18:20 7.62
22/02/2011 00:55 4.33	22/02/2011 04:25 3.88	22/02/2011 07:55 4.63	22/02/2011 11:25 5.92	22/02/2011 14:55 4.81	22/02/2011 18:25 7.94
22/02/2011 01:00 4.39	22/02/2011 04:30 3.90	22/02/2011 08:00 4.53	22/02/2011 11:30 6.27	22/02/2011 15:00 4.88	22/02/2011 18:30 7.38
22/02/2011 01:05 4.35	22/02/2011 04:35 3.88	22/02/2011 08:05 4.91	22/02/2011 11:35 5.64	22/02/2011 15:05 4.84	22/02/2011 18:35 7.26
22/02/2011 01:10 4.25	22/02/2011 04:40 3.85	22/02/2011 08:10 4.89	22/02/2011 11:40 5.93	22/02/2011 15:10 4.59	22/02/2011 18:40 7.60
22/02/2011 01:15 4.24	22/02/2011 04:45 3.77	22/02/2011 08:15 4.75	22/02/2011 11:45 5.40	22/02/2011 15:15 4.50	22/02/2011 18:45 7.46
22/02/2011 01:20 4.19	22/02/2011 04:50 3.83	22/02/2011 08:20 4.68	22/02/2011 11:50 5.34	22/02/2011 15:20 4.43	22/02/2011 18:50 7.32
22/02/2011 01:25 4.17	22/02/2011 04:55 3.87	22/02/2011 08:25 4.77	22/02/2011 11:55 5.56	22/02/2011 15:25 4.42	22/02/2011 18:55 7.11
22/02/2011 01:30 4.15	22/02/2011 05:00 3.87	22/02/2011 08:30 4.57	22/02/2011 12:00 5.90	22/02/2011 15:30 4.40	22/02/2011 19:00 6.89
22/02/2011 01:35 4.09	22/02/2011 05:05 3.90	22/02/2011 08:35 4.63	22/02/2011 12:05 6.25	22/02/2011 15:35 4.49	22/02/2011 19:05 6.91
22/02/2011 01:40 4.11	22/02/2011 05:10 3.96	22/02/2011 08:40 4.74	22/02/2011 12:10 5.62	22/02/2011 15:40 4.44	22/02/2011 19:10 6.95
22/02/2011 01:45 4.10	22/02/2011 05:15 3.98	22/02/2011 08:45 4.84	22/02/2011 12:15 5.59	22/02/2011 15:45 4.35	22/02/2011 19:15 6.74
22/02/2011 01:50 4.18	22/02/2011 05:20 4.03	22/02/2011 08:50 4.68	22/02/2011 12:20 5.46	22/02/2011 15:50 4.24	22/02/2011 19:20 6.85
22/02/2011 01:55 4.07	22/02/2011 05:25 4.05	22/02/2011 08:55 4.73	22/02/2011 12:25 5.37	22/02/2011 15:55 4.14	22/02/2011 19:25 6.86
22/02/2011 02:00 3.99	22/02/2011 05:30 4.05	22/02/2011 09:00 4.45	22/02/2011 12:30 5.30	22/02/2011 16:00 4.23	22/02/2011 19:30 6.63
22/02/2011 02:05 3.97	22/02/2011 05:35 4.09	22/02/2011 09:05 4.89	22/02/2011 12:35 4.91	22/02/2011 16:05 4.34	22/02/2011 19:35 7.41
22/02/2011 02:10 3.93	22/02/2011 05:40 4.16	22/02/2011 09:10 4.90	22/02/2011 12:40 4.96	22/02/2011 16:10 4.17	22/02/2011 19:40 7.88
22/02/2011 02:15 3.91	22/02/2011 05:45 4.14	22/02/2011 09:15 4.68	22/02/2011 12:45 4.86	22/02/2011 16:15 4.46	22/02/2011 19:45 8.03
22/02/2011 02:20 3.92	22/02/2011 05:50 4.11	22/02/2011 09:20 4.70	22/02/2011 12:50 4.80	22/02/2011 16:20 4.65	22/02/2011 19:50 7.39
22/02/2011 02:25 4.50	22/02/2011 05:55 4.12	22/02/2011 09:25 4.73	22/02/2011 12:55 4.84	22/02/2011 16:25 4.85	22/02/2011 19:55 7.15
22/02/2011 02:30 4.16	22/02/2011 06:00 4.14	22/02/2011 09:30 4.98	22/02/2011 13:00 4.98	22/02/2011 16:30 5.07	22/02/2011 20:00 7.46
22/02/2011 02:35 3.62	22/02/2011 06:05 4.18	22/02/2011 09:35 5.26	22/02/2011 13:05 5.00	22/02/2011 16:35 5.04	22/02/2011 20:05 7.40
22/02/2011 02:40 3.63	22/02/2011 06:10 4.23	22/02/2011 09:40 5.05	22/02/2011 13:10 4.84	22/02/2011 16:40 4.83	22/02/2011 20:10 7.35
22/02/2011 02:45 3.62	22/02/2011 06:15 4.23	22/02/2011 09:45 5.01	22/02/2011 13:15 5.01	22/02/2011 16:45 4.75	22/02/2011 20:15 7.20
22/02/2011 02:50 3.59	22/02/2011 06:20 4.25	22/02/2011 09:50 4.93	22/02/2011 13:20 4.83	22/02/2011 16:50 4.76	22/02/2011 20:20 7.04
22/02/2011 02:55 3.58	22/02/2011 06:25 4.47	22/02/2011 09:55 4.65	22/02/2011 13:25 4.77	22/02/2011 16:55 4.64	22/02/2011 20:25 6.50
22/02/2011 03:00 3.76	22/02/2011 06:30 4.44	22/02/2011 10:00 4.97	22/02/2011 13:30 4.91	22/02/2011 17:00 4.52	22/02/2011 20:30 6.25
22/02/2011 03:05 3.82	22/02/2011 06:35 4.33	22/02/2011 10:05 4.70	22/02/2011 13:35 4.69	22/02/2011 17:05 4.64	22/02/2011 20:35 6.15
22/02/2011 03:10 3.80	22/02/2011 06:40 4.34	22/02/2011 10:10 4.67	22/02/2011 13:40 4.66	22/02/2011 17:10 4.63	22/02/2011 20:40 6.01
22/02/2011 03:15 3.82	22/02/2011 06:45 4.36	22/02/2011 10:15 5.05	22/02/2011 13:45 4.58	22/02/2011 17:15 4.71	22/02/2011 20:45 6.02
22/02/2011 03:20 3.80	22/02/2011 06:50 4.38	22/02/2011 10:20 5.10	22/02/2011 13:50 4.56	22/02/2011 17:20 4.86	22/02/2011 20:50 6.00

24 hour Turbidity Data C6 - Excelsior

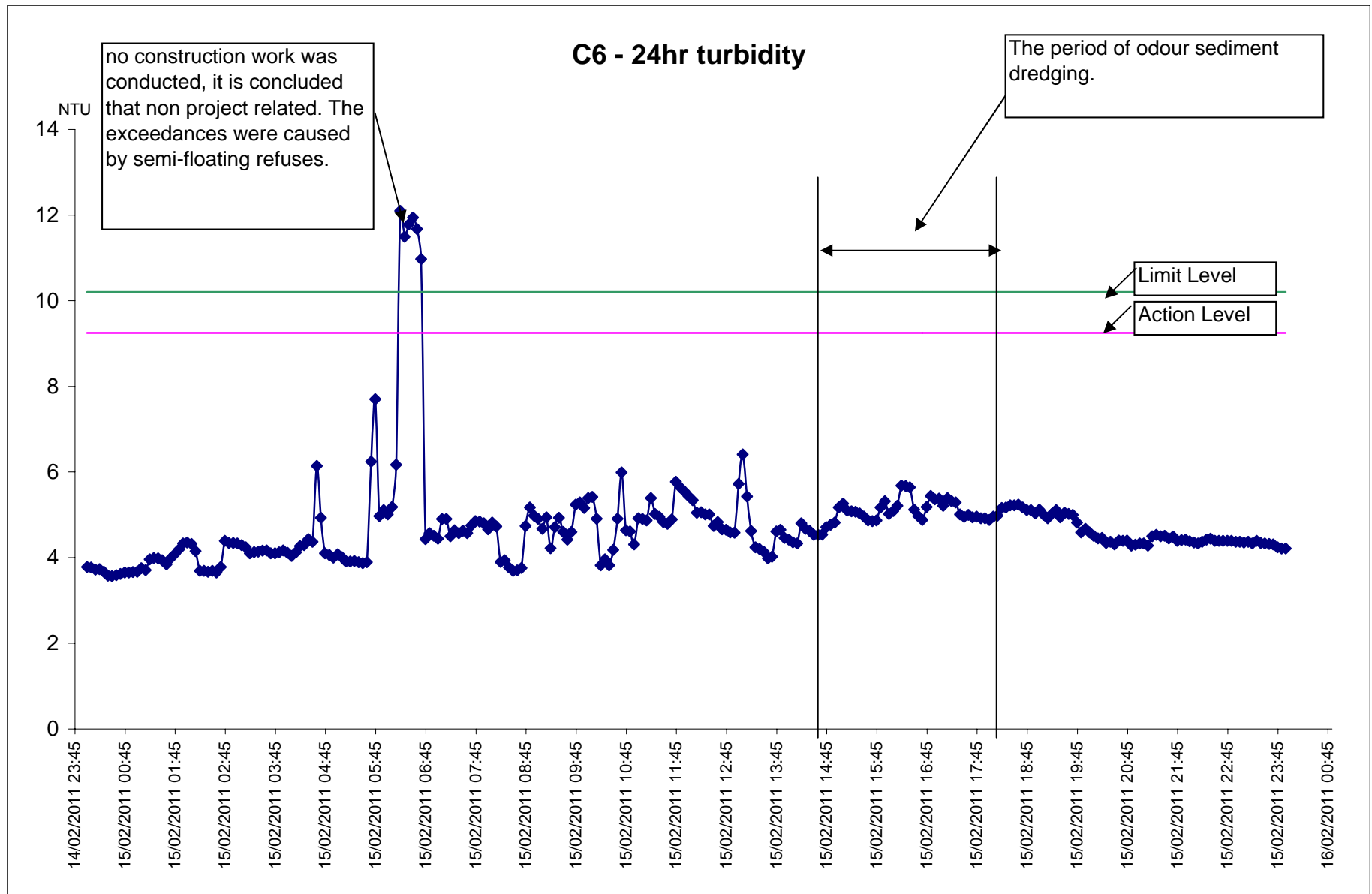
22/02/2011 20:55 6.02	23/02/2011 00:25 5.75	23/02/2011 03:55 4.18	23/02/2011 07:25 4.60	23/02/2011 10:55 5.41	23/02/2011 14:25 4.67
22/02/2011 21:00 6.14	23/02/2011 00:30 5.93	23/02/2011 04:00 4.15	23/02/2011 07:30 4.61	23/02/2011 11:00 5.37	23/02/2011 14:30 4.98
22/02/2011 21:05 6.01	23/02/2011 00:35 6.15	23/02/2011 04:05 4.16	23/02/2011 07:35 4.57	23/02/2011 11:05 5.60	23/02/2011 14:35 5.72
22/02/2011 21:10 6.38	23/02/2011 00:40 6.03	23/02/2011 04:10 4.09	23/02/2011 07:40 4.54	23/02/2011 11:10 5.74	23/02/2011 14:40 5.59
22/02/2011 21:15 6.25	23/02/2011 00:45 5.89	23/02/2011 04:15 4.10	23/02/2011 07:45 4.58	23/02/2011 11:15 5.65	23/02/2011 14:45 5.70
22/02/2011 21:20 6.04	23/02/2011 00:50 5.90	23/02/2011 04:20 4.06	23/02/2011 07:50 4.60	23/02/2011 11:20 5.86	23/02/2011 14:50 5.64
22/02/2011 21:25 6.06	23/02/2011 00:55 5.78	23/02/2011 04:25 4.03	23/02/2011 07:55 4.72	23/02/2011 11:25 5.95	23/02/2011 14:55 5.84
22/02/2011 21:30 5.72	23/02/2011 01:00 5.44	23/02/2011 04:30 4.06	23/02/2011 08:00 5.17	23/02/2011 11:30 7.70	23/02/2011 15:00 6.53
22/02/2011 21:35 6.59	23/02/2011 01:05 4.92	23/02/2011 04:35 4.05	23/02/2011 08:05 5.20	23/02/2011 11:35 7.27	23/02/2011 15:05 5.65
22/02/2011 21:40 6.76	23/02/2011 01:10 4.86	23/02/2011 04:40 4.09	23/02/2011 08:10 5.17	23/02/2011 11:40 7.15	23/02/2011 15:10 6.13
22/02/2011 21:45 6.47	23/02/2011 01:15 4.84	23/02/2011 04:45 4.09	23/02/2011 08:15 5.04	23/02/2011 11:45 6.89	23/02/2011 15:15 5.98
22/02/2011 21:50 6.39	23/02/2011 01:20 5.18	23/02/2011 04:50 4.13	23/02/2011 08:20 4.93	23/02/2011 11:50 6.67	23/02/2011 15:20 5.71
22/02/2011 21:55 6.32	23/02/2011 01:25 5.25	23/02/2011 04:55 4.17	23/02/2011 08:25 4.84	23/02/2011 11:55 7.18	23/02/2011 15:25 5.58
22/02/2011 22:00 6.31	23/02/2011 01:30 5.12	23/02/2011 05:00 4.14	23/02/2011 08:30 5.05	23/02/2011 12:00 7.69	23/02/2011 15:30 5.79
22/02/2011 22:05 6.39	23/02/2011 01:35 5.02	23/02/2011 05:05 4.12	23/02/2011 08:35 4.72	23/02/2011 12:05 7.42	23/02/2011 15:35 5.88
22/02/2011 22:10 6.51	23/02/2011 01:40 4.83	23/02/2011 05:10 4.13	23/02/2011 08:40 4.61	23/02/2011 12:10 7.53	23/02/2011 15:40 5.90
22/02/2011 22:15 6.81	23/02/2011 01:45 4.67	23/02/2011 05:15 4.18	23/02/2011 08:45 4.47	23/02/2011 12:15 8.20	23/02/2011 15:45 5.61
22/02/2011 22:20 6.99	23/02/2011 01:50 4.78	23/02/2011 05:20 4.13	23/02/2011 08:50 4.34	23/02/2011 12:20 7.30	23/02/2011 15:50 5.48
22/02/2011 22:25 7.01	23/02/2011 01:55 4.72	23/02/2011 05:25 4.05	23/02/2011 08:55 4.39	23/02/2011 12:25 6.61	23/02/2011 15:55 6.28
22/02/2011 22:30 7.12	23/02/2011 02:00 4.61	23/02/2011 05:30 4.03	23/02/2011 09:00 4.45	23/02/2011 12:30 6.55	23/02/2011 16:00 7.14
22/02/2011 22:35 6.85	23/02/2011 02:05 4.56	23/02/2011 05:35 4.04	23/02/2011 09:05 4.68	23/02/2011 12:35 6.46	23/02/2011 16:05 7.10
22/02/2011 22:40 6.46	23/02/2011 02:10 7.51	23/02/2011 05:40 4.05	23/02/2011 09:10 4.67	23/02/2011 12:40 6.43	23/02/2011 16:10 6.06
22/02/2011 22:45 6.67	23/02/2011 02:15 4.29	23/02/2011 05:45 4.04	23/02/2011 09:15 4.64	23/02/2011 12:45 6.03	23/02/2011 16:15 6.07
22/02/2011 22:50 6.96	23/02/2011 02:20 4.12	23/02/2011 05:50 4.04	23/02/2011 09:20 4.65	23/02/2011 12:50 5.76	23/02/2011 16:20 6.31
22/02/2011 22:55 6.52	23/02/2011 02:25 4.16	23/02/2011 05:55 4.07	23/02/2011 09:25 4.74	23/02/2011 12:55 5.72	23/02/2011 16:25 6.43
22/02/2011 23:00 6.37	23/02/2011 02:30 4.40	23/02/2011 06:00 3.99	23/02/2011 09:30 5.23	23/02/2011 13:00 5.83	23/02/2011 16:30 7.30
22/02/2011 23:05 6.26	23/02/2011 02:35 4.52	23/02/2011 06:05 4.04	23/02/2011 09:35 5.23	23/02/2011 13:05 5.74	23/02/2011 16:35 9.11^
22/02/2011 23:10 6.32	23/02/2011 02:40 4.48	23/02/2011 06:10 4.19	23/02/2011 09:40 5.20	23/02/2011 13:10 5.70	23/02/2011 16:40 8.46
22/02/2011 23:15 6.28	23/02/2011 02:45 4.38	23/02/2011 06:15 4.16	23/02/2011 09:45 4.96	23/02/2011 13:15 5.99	23/02/2011 16:45 8.86
22/02/2011 23:20 6.54	23/02/2011 02:50 4.51	23/02/2011 06:20 4.20	23/02/2011 09:50 4.86	23/02/2011 13:20 5.91	23/02/2011 16:50 8.64
22/02/2011 23:25 6.45	23/02/2011 02:55 4.34	23/02/2011 06:25 4.21	23/02/2011 09:55 4.89	23/02/2011 13:25 5.63	23/02/2011 16:55 8.82
22/02/2011 23:30 6.44	23/02/2011 03:00 4.35	23/02/2011 06:30 4.14	23/02/2011 10:00 4.76	23/02/2011 13:30 5.67	23/02/2011 17:00 8.16
22/02/2011 23:35 6.46	23/02/2011 03:05 4.36	23/02/2011 06:35 4.19	23/02/2011 10:05 4.61	23/02/2011 13:35 5.28	23/02/2011 17:05 6.23
22/02/2011 23:40 6.36	23/02/2011 03:10 4.35	23/02/2011 06:40 4.23	23/02/2011 10:10 4.58	23/02/2011 13:40 5.37	23/02/2011 17:10 6.33
22/02/2011 23:45 6.05	23/02/2011 03:15 4.26	23/02/2011 06:45 4.24	23/02/2011 10:15 4.62	23/02/2011 13:45 5.38	23/02/2011 17:15 6.16
22/02/2011 23:50 6.17	23/02/2011 03:20 4.31	23/02/2011 06:50 4.36	23/02/2011 10:20 4.44	23/02/2011 13:50 5.31	23/02/2011 17:20 6.64
22/02/2011 23:55 6.22	23/02/2011 03:25 4.39	23/02/2011 06:55 4.32	23/02/2011 10:25 4.39	23/02/2011 13:55 5.24	23/02/2011 17:25 6.49
23/02/2011 00:00 6.08	23/02/2011 03:30 4.49	23/02/2011 07:00 4.38	23/02/2011 10:30 4.64	23/02/2011 14:00 8.28	23/02/2011 17:30 6.38
23/02/2011 00:05 6.07	23/02/2011 03:35 4.40	23/02/2011 07:05 4.46	23/02/2011 10:35 4.91	23/02/2011 14:05 4.76	23/02/2011 17:35 6.23
23/02/2011 00:10 5.83	23/02/2011 03:40 4.30	23/02/2011 07:10 4.40	23/02/2011 10:40 4.64	23/02/2011 14:10 4.50	23/02/2011 17:40 6.14
23/02/2011 00:15 5.79	23/02/2011 03:45 4.22	23/02/2011 07:15 4.49	23/02/2011 10:45 5.26	23/02/2011 14:15 4.59	23/02/2011 17:45 6.06
23/02/2011 00:20 5.70	23/02/2011 03:50 4.20	23/02/2011 07:20 4.52	23/02/2011 10:50 5.30	23/02/2011 14:20 4.72	23/02/2011 17:50 5.91

24 hour Turbidity Data C6 - Excelsior

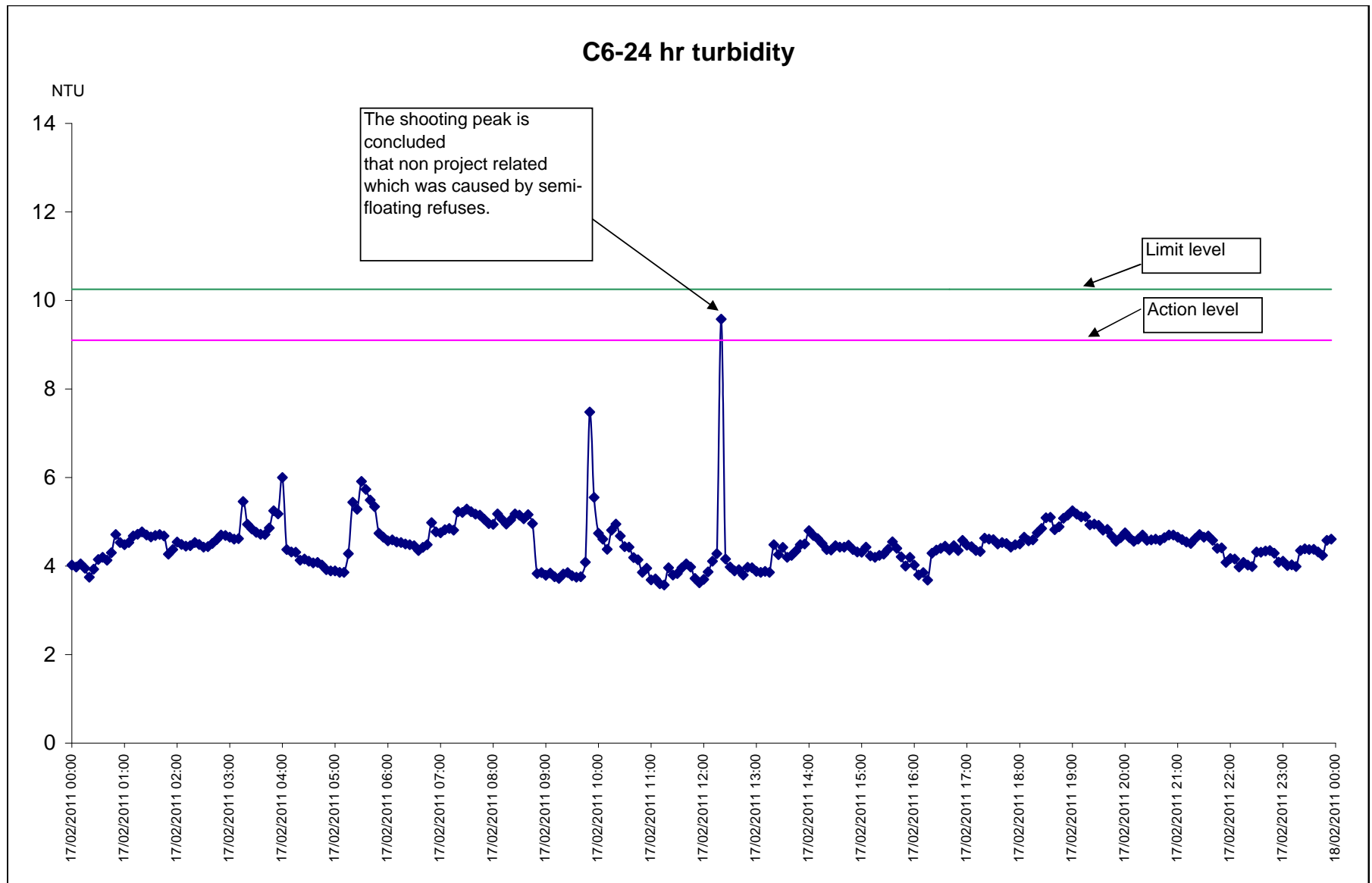
24/02/2011 14:55 6.53	24/02/2011 18:25 5.51	24/02/2011 21:55 5.07
24/02/2011 15:00 6.43	24/02/2011 18:30 5.42	24/02/2011 22:00 5.47
24/02/2011 15:05 6.83	24/02/2011 18:35 5.38	24/02/2011 22:05 5.32
24/02/2011 15:10 6.08	24/02/2011 18:40 5.28	24/02/2011 22:10 5.14
24/02/2011 15:15 6.00	24/02/2011 18:45 5.25	24/02/2011 22:15 5.58
24/02/2011 15:20 5.46	24/02/2011 18:50 5.24	24/02/2011 22:20 5.6
24/02/2011 15:25 5.56	24/02/2011 18:55 5.26	24/02/2011 22:25 5.74
24/02/2011 15:30 6.02	24/02/2011 19:00 5.18	24/02/2011 22:30 5.79
24/02/2011 15:35 5.75	24/02/2011 19:05 5.15	24/02/2011 22:35 7.42
24/02/2011 15:40 5.80	24/02/2011 19:10 5.11	24/02/2011 22:40 7.42
24/02/2011 15:45 6.98	24/02/2011 19:15 5.85	24/02/2011 22:45 7.73
24/02/2011 15:50 6.48	24/02/2011 19:20 6.32	24/02/2011 22:50 8.19
24/02/2011 15:55 6.07	24/02/2011 19:25 6.12	24/02/2011 22:55 8.52
24/02/2011 16:00 5.94	24/02/2011 19:30 5.89	24/02/2011 23:00 11.61*
24/02/2011 16:05 6.02	24/02/2011 19:35 5.95	24/02/2011 23:05 12.41*
24/02/2011 16:10 5.66	24/02/2011 19:40 5.82	24/02/2011 23:10 10.85*
24/02/2011 16:15 5.62	24/02/2011 19:45 6	24/02/2011 23:15 10.44*
24/02/2011 16:20 6.46	24/02/2011 19:50 5.64	24/02/2011 23:20 10.23*
24/02/2011 16:25 6.32	24/02/2011 19:55 5.52	24/02/2011 23:25 10.43*
24/02/2011 16:30 5.9	24/02/2011 20:00 5.39	24/02/2011 23:30 9.63^
24/02/2011 16:35 5.72	24/02/2011 20:05 5.45	24/02/2011 23:35 9.19^
24/02/2011 16:40 5.52	24/02/2011 20:10 5	24/02/2011 23:40 10.68*
24/02/2011 16:45 5.3	24/02/2011 20:15 5.08	24/02/2011 23:45 10.37*
24/02/2011 16:50 5.19	24/02/2011 20:20 5.55	24/02/2011 23:50 9.75^
24/02/2011 16:55 5.01	24/02/2011 20:25 5.79	24/02/2011 23:55 9.28^
24/02/2011 17:00 4.9	24/02/2011 20:30 5.59	^ Exceedance which only exceeds Action Level.
24/02/2011 17:05 5.11	24/02/2011 20:35 5.52	* Exceedance exceeds Limit Level
24/02/2011 17:10 4.97	24/02/2011 20:40 5.48	
24/02/2011 17:15 4.97	24/02/2011 20:45 5.43	
24/02/2011 17:20 4.92	24/02/2011 20:50 5.3	
24/02/2011 17:25 5.1	24/02/2011 20:55 5.78	
24/02/2011 17:30 5.25	24/02/2011 21:00 6.03	
24/02/2011 17:35 5.32	24/02/2011 21:05 5.63	
24/02/2011 17:40 5.21	24/02/2011 21:10 5.42	
24/02/2011 17:45 5.14	24/02/2011 21:15 5.26	
24/02/2011 17:50 5.15	24/02/2011 21:20 5.12	
24/02/2011 17:55 5.09	24/02/2011 21:25 5.04	
24/02/2011 18:00 5.27	24/02/2011 21:30 5.04	
24/02/2011 18:05 5.3	24/02/2011 21:35 5.13	
24/02/2011 18:10 5.21	24/02/2011 21:40 5.34	
24/02/2011 18:15 5.34	24/02/2011 21:45 5.27	
24/02/2011 18:20 5.56	24/02/2011 21:50 5.25	



15/02/2011

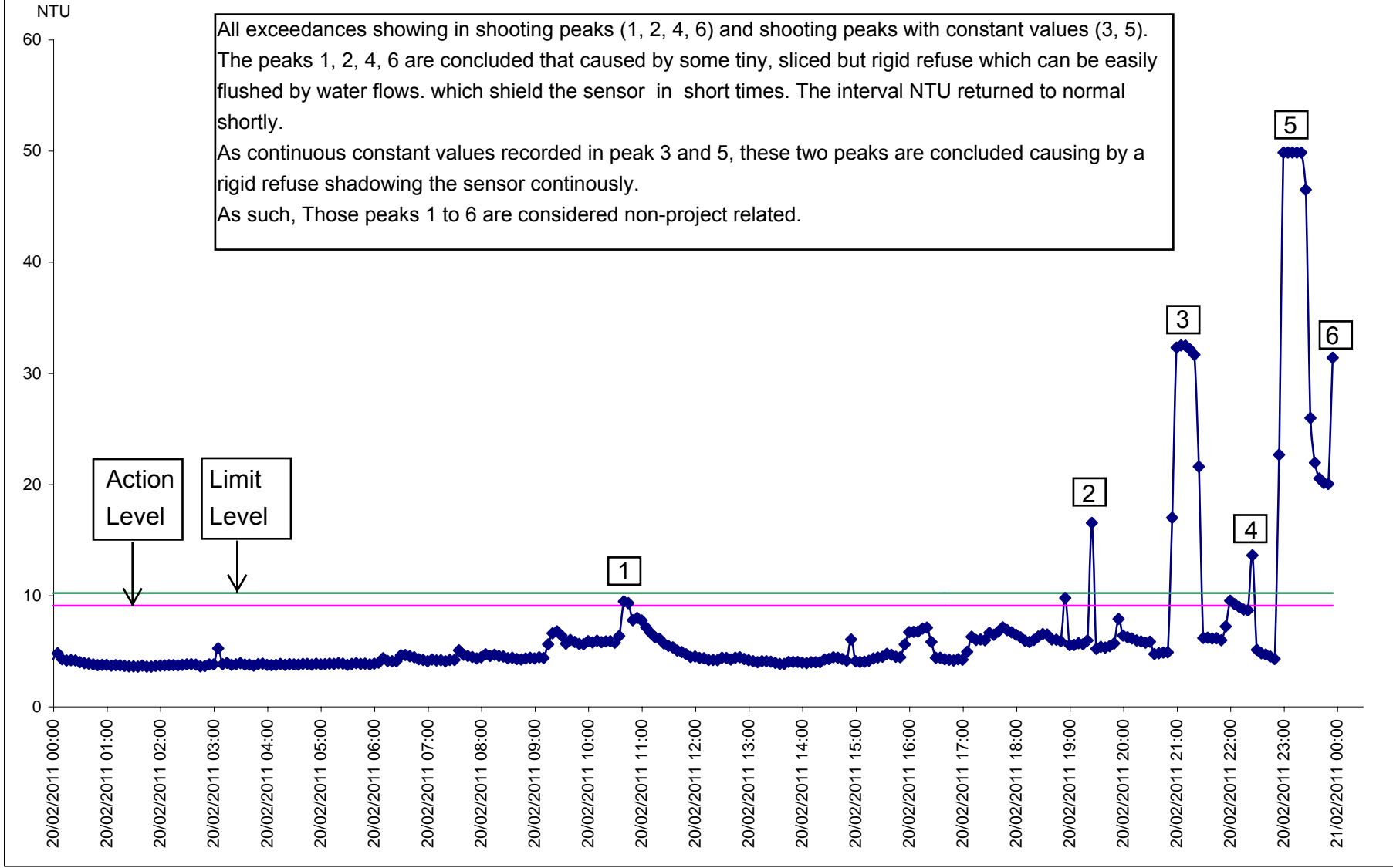


17/02/2011



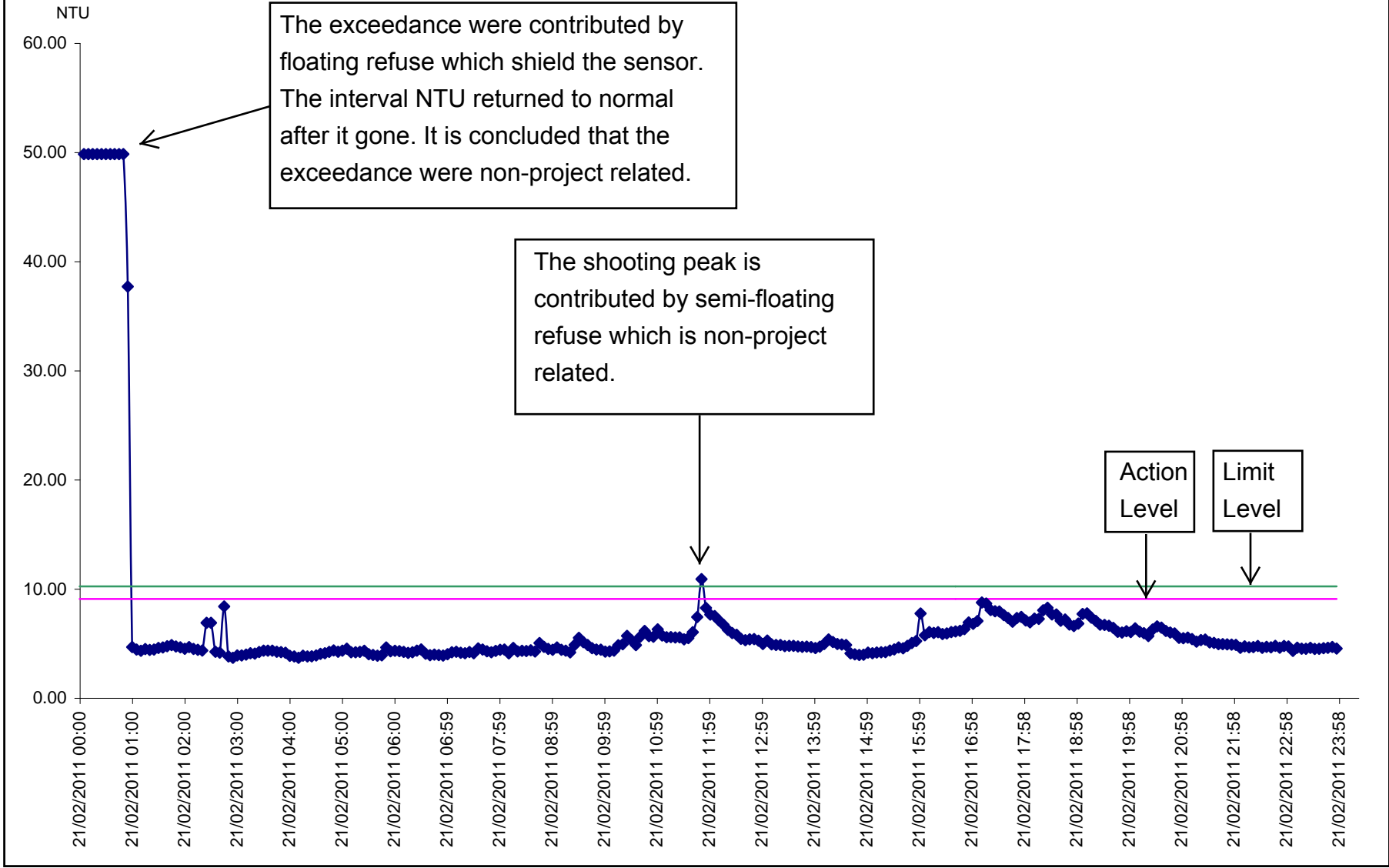
20/02/2011

C6 - 24hr turbidity

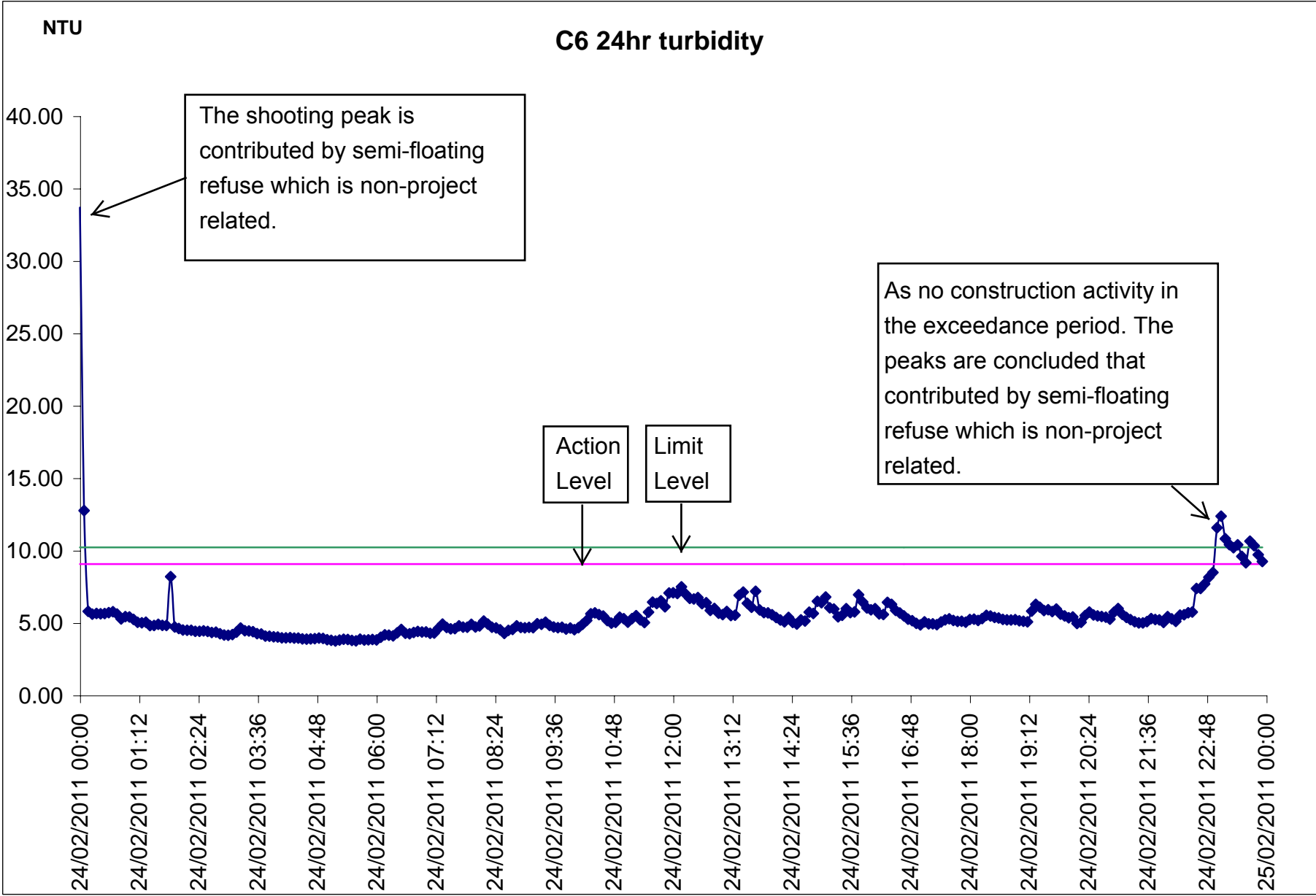


21/02/2011

C6 - 24 hr turbidity



23/02/2011



24/02/2011

